

This report was prepared by Westat using federal funding provided by the Bureau of Justice Statistics.

Document Title: National Crime Victimization Survey Redesign: Measuring Crime in the NCVS

Authors: W. Sherman Edwards, Westat
David Cantor, Westat
Ting Yan, Westat
Hanyu Sun, Westat
Pamela Giambo, Westat

BJS Project Managers: Jennifer L. Truman, Statistician
Heather Brotsos, Chief, Victimization Statistics Unit

Document No.: NCJ 306156

Publication Date: June 2023

Award No.: This project was supported by award numbers 2013-MU-CX-K054 and 2019-R2-CX-K001.

Abstract:

This report describes testing efforts to develop and assess a new National Crime Victimization Survey (NCVS) instrument. This testing was a part of the NCVS Instrument Redesign and Testing Project, a major multiyear effort to revamp the existing core survey instrument, which was last updated in 1992. The effort had three main goals: modernize the organization and content of the NCVS instrument, increase the quality of information collected and efficiency of the instrument flow, and improve the measurement and classification of crime. This report details findings from a large-scale national field test to compare differences in the measurement of criminal victimization between two versions of the core NCVS instrument. It examines the performance of the Victimization Screener and Crime Incident Report used in determining the type of crime.

Disclaimer

The Bureau of Justice Statistics funded this third-party report. It is not a BJS report and does not release official government statistics. The report is released to help inform interested parties of the research or analysis contained within and to encourage discussion. BJS has performed a limited review of the report to ensure the general accuracy of information and adherence to confidentiality and disclosure standards. Any statistics included in this report are not official BJS statistics unless they have been previously published in a BJS report. Any analysis, conclusions, or opinions expressed herein are those of the authors and do not necessarily represent the views, opinions, or policies of the Bureau of Justice Statistics or the U.S. Department of Justice.

NCVS Redesign Research and Development Program Report Series

The Bureau of Justice Statistics (BJS) maintains a robust research program geared toward assessing and improving the measurement of key criminal victimization estimates in the National Crime Victimization Survey (NCVS) and its supplements. BJS has undertaken research in several areas to increase the efficiency, reliability, and utility of the NCVS. The *NCVS Instrument Redesign and Testing Project*, a major multiyear effort, is one such research and development effort. It is designed to revamp the existing core survey instrument, which was last updated in 1992.

The overarching objective of the project is to develop and assess a new instrument through a large-scale national field test. The project aims to modernize the core NCVS instrument, including improving the victimization screener and flow and logic of the instrument, as well as providing new measures of police performance and community safety and expanded measures of correlates of victimization and victim help-seeking.

This report describes the measurement of criminal victimization in the new NCVS instrument. It details findings from a large-scale national field test to compare differences in the measurement of criminal victimization between two versions of the core NCVS instrument. The report examines the performance of the Victimization Screener and Crime Incident Report used in determining the type of crime. It presents victimization rates derived from each instrument and examines differences in data quality and classification of crimes.

This report and others developed under the NCVS Redesign Research and Development Program are part of BJS's efforts to finalize a new core survey instrument. Additional reports and findings from this effort may be found on the BJS webpage at <https://bjs.ojp.gov/programs/ncvs/instrument-redesign>.

This page intentionally left blank.

National Crime Victimization Survey Redesign: Measuring Crime in the NCVS

Final Report

June 2023

Authors

W. Sherman Edwards
David Cantor
Ting Yan
Hanyu Sun
Pamela Giambo

Submitted to:

Bureau of Justice Statistics
Washington, DC

Submitted by:

Westat
An Employee-Owned Research Corporation[®]
1600 Research Boulevard
Rockville, Maryland 20850-3129
(301) 251-1500

Table of Contents

Executive Summary	iv
Key Takeaways	iv
Changes in the Instrument Redesign	v
NCVS-R Timeline	xi
Chapter 1. Introduction and Background	1
1.1 The NCVS	1
1.2 Need for the Instrument Redesign	1
1.3 The Instrument Redesign Process	1
1.4 Contents of this Report	3
Chapter 2. The Victimization Screener	4
2.1 Changes to Victimization Screener Organization and Cues	5
Reorganization of Screener Series	5
Changes to the Screener Cues	8
Field Test Results and Discussion	9
2.2 Follow-Up Probes	10
2.3 Identification of Series Crimes	12
2.4 Date and Description of Incidents	13
2.5 Deduplication of Incidents Reported In the Screener	16
2.6 Identifying Out-of-Scope Incidents in the Screener	16
Chapter 3. The Crime Incident Report (CIR) and Type-of-Crime (TOC) Coding	17
3.1 Changes to the CIR	17
3.2 Type-of-Crime Coding	20
Chapter 4. Rape and Sexual Assault	21
4.1 Changes to the Rape and Sexual Assault (RSA) Screener Series	21
Current Screener Questions (Condition 1)	21
Redesigned Screener Questions (Condition 2)	22
Field Test Results	23

Table of Contents (continued)

4.2	Classification of Rape and Sexual Assault in the CIR	23
	Condition 1 Classification and CIR Questions	23
	Condition 2 Classification and CIR Questions	27
	Review of Incidents Involving Unwanted Sexual Contact	29
4.3	Condition 1 Measurement Issues	31
4.4	Condition 2 Measurement Issues	32
4.5	Field Test Rates of Rape, Sexual Assault, and Unwanted Sexual Contact	33
4.6	Discussion and Post-Field Test recommendations	38
Chapter 5.	Attack and Threatened Attack	38
5.1	Instrument Redesign Modifications to Questions about Attacks	40
5.2	Field Test Estimates	44
	Presence of a Weapon	44
	What Happened: Attack CIR Module	45
	Consequences I: Injury	49
	Robbery	51
5.3	Summary: Attack and Threatened Attack	55
Chapter 6.	Burglary and Trespassing	56
Chapter 7.	Motor Vehicle Theft	60
7.1	MV Parts Theft	61
7.2	Field Test Results	61
7.3	Post-Field Test Questionnaire Recommendations	62
7.4	Assigning TOC Recodes for MV Theft	62
Chapter 8.	Other Theft and Personal Theft	63
8.1	Field Test Estimates of Theft	64
8.2	What Was Stolen	65
8.3	Classifying Thefts: Value of Stolen Property	69
8.4	Classifying Thefts: Ownership of Stolen Property	70
8.5	Classifying Thefts: Items Taken Directly from Person	70

Table of Contents (continued)

Chapter 9.	Vandalism	71
9.1	Field Test Approach	71
9.2	Field Test Estimates	73
	Responses to V1 and V2	73
	TOC Recodes for Cases where the Vandalism Screener Flag was Set	73
	Vandalism and Hate Crime	74
9.3	Questionnaire and TOC Coding Recommendations	75
	Ownership of Damaged Property	76
	Damage to Personal Property	76
	What Kind of Damage?	77
	Judging the Offender's Intent	77
Chapter 10.	Presence	78
Chapter 11.	Location	81
Chapter 12.	Workplace Violence	85
Chapter 13.	School Crime	90
13.1	Field Test Estimates of School Crime	91
References		R-1

Table of Contents (continued)

Tables

ES-1	Major NCVS Instrument Redesign changes and NCVS-R Field Test results for questions related to measuring crime	xi
ES-2	Recommended changes to the redesigned questionnaire post-Field Test	xiv
2-1	Number of screener respondents and victimization reports in screener, Condition 1 and Condition 2 IL and NIL	9
2-2	Follow-up probes by screener series, Condition 2 IL	10
2-3	Percentage of “Yes” responses to follow-up probes by which screener series initiated the incident, Condition 2 IL and NIL, unweighted	11
2-4	Number of incidents identified in the screener and how they were classified, Condition 1 and Condition 2 IL and NIL	14
4-1	TOC recodes and descriptions for rape and sexual assault, and CIR items required for coding, Condition 1a	25
4-2	TOC recodes and descriptions for rape and sexual assault and related incidents, Condition 2	28
4-3	RSA incident reclassification counts, Conditions 1 and 2	30
4-4	Unweighted frequencies of incidents assigned a TOC recode involving unwanted sexual contact, Condition 1 and Condition 2 IL and NIL	31
4-5	Rape or sexual assault victimization, by type, Condition 1, Condition 2, Condition 2 IL and NIL	34
4-6	Percent of persons who were victims of rape or sexual assault by type, Condition 1, Condition 2, Condition 2 IL and NIL	35
4-7	Rate per 1,000 population of completed, attempted, and threatened rape or sexual assault, Condition 1, Condition 2, Condition 2 IL and NIL	36
4-8	Unweighted percent of rapes by completion status and type of tactic, Condition 2	37
4-9	Number and rate of unwanted sexual contacts not classified as rape or sexual assault* by behavior and tactic, Condition 2	37

Table of Contents (continued)

5-1	Condition 2 TOC recodes and descriptions for robbery, aggravated assault, and simple assault	39
5-2	Percent of non-sexual violent crime victimizations and rate per 1,000 persons by TOC, Condition 1, Condition 2 IL and NIL	46
5-3	Percent of responses to how offender attempted or threatened attack, Conditions 1 and 2, unweighted	48
5-4	Percent of responses to how offender attacked, Conditions 1 and 2, unweighted	49
5-5	Number of and percent of robbery victimizations by TOC recode, Condition 1 and Condition 2 IL and NIL	54
5-6	Source of attack and theft flags for robbery victimizations by completion status of robbery, Condition 2 IL and NIL	55
6-1	TOC recodes and descriptions for burglary	56
6-2	NCVS-R field test estimates of burglary incidence, by TOC recode for Condition 1 and Condition 2 IL and NIL	59
6-3	NCVS-R field test estimates of burglary and trespassing incidence, for Condition 1 and Condition 2 IL and NIL	59
7-1	TOC recodes and descriptions for MV Theft	60
7-2	Rate of MV theft and other theft, Condition 1 and Condition 2 IL and NIL	62
7-3	Rates of motor vehicle theft and other theft, Condition 1 and Condition 2 IL and NIL, revised TOC priority order	63
8-1	Field test personal theft and other theft TOC recodes and descriptions, Condition 2	64
8-2	Field test estimates of other theft by detailed TOC recode, Condition 1 and Condition 2 IL and NIL	66
8-3	Field test estimates of personal theft by detailed TOC recode, Condition 1 and Condition 2 IL and NIL	66
8-4	Response categories and frequencies for “What was stolen,” Conditions 1 and 2	68
8-5	Recommended response categories for question T2a, “What was stolen”	69

Table of Contents (continued)

9-1	Final TOC recodes for CIRs with Vandalism screener flag, by whether another flag was set	74
9-2	Percent of CIRs with positive response to first hate crime question by type of crime, Conditions 1 and 2	75
9-3	Response categories for CIR question V1 (“What kind of property did the offender damage or destroy?”), field test and recommendations post-field test	76
9-4	Response categories for “What kind of damage did the offender do?” field test (V2) and post-field test (CE9A)	77
11-1	Condition 1 LOCATION_1 codes and responses, and corresponding Condition 2 responses	83
12-1	Number and rate of violent victimization while at work or on duty, by type of crime, Condition 1 and Condition 2	88
12-2	Location category reported in incidents where the victim was “working or on duty” at the time of the incident, Conditions 1 and 2	89
13-1	Estimates of school crime for students ages 12–18 by type of crime, Conditions 1 and 2, with series adjustment	93
13-2	Estimates of school crime for students ages 12–18 by type of crime, Conditions 1 and 2, with without series adjustment	93
Figures		
2-1	Victimization Screener sequence, Conditions 1 and 2	7
2-2	Examples of question flow within a screener series, Condition 1 and Condition 2 IL and NIL	8
2-3	Proportion of Condition 2 incidents reported as occurring in each of the 12 months before the interview, by type of crime	15
3-1	Flow of CIR modules, current NCVS (Condition 1)	18
3-2	Flow of CIR modules required for TOC coding, Condition 2	19
13-1	Violent crime age 12 or older and 18 or older, including and excluding simple assault, Condition 1 and Condition 2 IL and NIL	92
Exhibit		
ES-1	Timeline of methodological testing and instrument development	xvi

Executive Summary

This report is part of a series describing results from the Field Test of the National Crime Victimization Survey Instrument Redesign (NCVS-R), conducted under a cooperative agreement between the Bureau of Justice Statistics (BJS) and Westat. It explores differences in the measurement of criminal victimization between the current NCVS questionnaires (Condition 1) and the redesigned questionnaires (Condition 2), using results from a large-scale national Field Test. It focuses on the performance of the Victimization Screeners (the current NCVS-1) and the parts of the Crime Incident Report (CIR, the current NCVS-2) used in assigning type-of-crime (TOC) recodes.

The Victimization Screener underwent significant changes in the Instrument Redesign, including the following:

- Broke the long NCVS-1 cues into more, shorter cues within each screener series;
- Updated content within the cues, e.g., adding “cell phone” to the list of items likely to be stolen;
- Expanded the cues asking about Rape and Sexual Assault (RSA), adding detailed definitions of different types of unwanted sexual contact; and
- Added Vandalism to the basic types of crimes in the screener series.

Another significant change was to take much more advantage of computer-assisted interviewing capabilities than the current NCVS, primarily by making use of previously reported information to determine what questions to ask in the CIR. To ensure that sufficient information would transfer from the screener to the CIR, the redesign added follow-up probes once an incident was reported. One treatment of these follow-up probes was interleaved within the screener; a second, more extensive treatment was added to the beginning of the CIR. These two treatments within Condition 2, referred to as interleaved (IL) and non-interleaved (NIL), were also compared experimentally in the Field Test.

The current NCVS CIR treats each incident *de novo*, that is, the sequence of CIR questions is the same regardless of where in the screener the incident was reported. The redesigned Victimization Screener attached one or more broad type-of-crime flags to each reported incident. These flags directed routing through the CIR. The Instrument Redesign also moved all of the questions required for TOC coding to the beginning of the CIR, in modules titled “What Happened” corresponding to the broad types of crime and “Consequences I: Injury.”

Westat classified victimization incidents reported in the Field Test using TOC recode procedures similar to those employed for the NCVS. The report also discusses changes to the TOC recoding algorithm resulting from the questionnaire revisions.

Key Takeaways

The Instrument Redesign introduced a number of changes to the NCVS Victimization Screener and CIR, both changes in the overall structure of the instruments and changes to what was asked. With the exception of Vandalism and RSA, the intent of these changes was not to affect estimates in such

a way as to disrupt the NCVS time series. However worthy, such a goal may be nearly impossible to achieve. Results from the NCVS-R Field Test suggest that some victimization estimates may be noticeably affected. Besides RSA, these likely will include estimates of Robbery, Burglary, Simple Assault, and Household Theft of lower-value items. The primary reasons for these expected effects are (1) asking more separate questions in the screener, (2) adding follow-up probes after the screener to identify more complex crimes, and (3) removing the CIR's dependence on Presence and Location to identify certain crime types.

Overall, the redesigned questionnaire outperformed the current NCVS in identifying and classifying NCVS. Condition 2 identified more incidents than Condition 1 and those identified were at least as likely to be classified correctly as NCVS crimes compared with incidents reported in Condition 1. The broad recommendation going forward is to adopt the Condition 2 instruments for the production NCVS.

Changes in the Instrument Redesign

Table ES-1 summarizes the major changes the Instrument Redesign made for the Field Test directly related to estimating crime rates. Not all of the changes made for the Field Test were successful, and some additional changes appear warranted. This report includes a number of further recommendations to improve the way the redesigned NCVS questionnaires capture and provide information to classify criminal victimizations. The major post-Field Test recommendations are summarized in Table ES-2.

Table ES-1. Major NCVS Instrument Redesign changes and NCVS-R Field Test results for questions related to measuring crime

Change	Field Test result
Victimization screener	
Reorganized so that each screener series deals with a specific broad crime type, allowing screener responses to determine path through the CIR.	Allowed more conversational flow in CIR, reduced respondent burden.
Broke the long NCVS-1 sets of cues in each screener series into separate questions.	Condition 2 respondents responded positively to 50% more screener series than did Condition 1 respondents, leading to higher estimates of victimization.
Dropped brief description of what happened and added date (month and year) for each incident, which together with broad crime type would identify the incident in the CIR.	Change generally worked well, some difficulty when multiple incidents within same month or with unknown month.
Added explicit procedure to identify duplicate incident reports within the Person Interview.	Condition 1 duplicate reports handled outside of questionnaire program by interviewer, not documented.
Added follow-up probes to identify incidents associated with more than one broad crime type.	Placement of follow-up probes at beginning of CIR improved identification of Robbery and Burglary.
Changed sequence of Theft, Motor Vehicle (MV) Theft, and MV Parts screener series.	Large increase in reports of Attempted MV Theft.
Expanded the cues asking about RSA, adding detailed definitions of different types of unwanted sexual contact.	Increased reporting of RSA incidents, although the difference is not statistically significant given small sample sizes.
Added Vandalism to the basic types of crimes in the screener series.	Second most common property crime, after Household Larceny.
Unlike current NCVS, identified some out-of-scope (date outside of reference period, threat not made in person) incidents in screener.	Reduced number of CIRs required.

Table ES-1. Major Instrument Redesign changes and NCVS-R Field Test results for questions related to measuring crime (continued)

Change	Field Test result
CIR and TOC coding	
Significant revision to flow of topics within CIR, moving questions needed for TOC coding up front.	No significant issues.
Used broad type(s) of crime from screener and follow-up probes to route incidents through CIR.	Reduced apparent repetition.
New definition of Presence based on Crime Survey for England and Wales.	Reduction in number of incidents where victim reported as being present.
Did not require victim being present to ask about Attacks.	Reduction in misclassification because of response error related to Presence.
Substantial reorganization of the Location module, including added information for work and school locations.	Locations “at or near home” did not match well with Condition 1. “At your place of work” selected in 9% of CIRs where the question was asked, but no information about type of place collected.
Did not require location “at or near home” to ask about Break-ins.	Reduction in misclassification because of response error related to Location.
Revised and significantly expanded RSA questions to ask about specific behaviors and tactics; also revised RSA-related TOC recodes.	New questions generally worked well, with some exceptions; minimal item nonresponse.
Added explicit question about whether threats were made face-to-face; current NCVS relies on FRs to determine.	Most (96%) threats were identified as being in person.
Added some detail about weapons and how they were used.	No apparent issues.
The current NCVS asks about injuries only if an Attack is reported, Condition 2 asked for threats and attempts as well.	No injuries were reported for incidents classified as threats or attempts.
The current NCVS includes theft of MV parts or gas in the MV Theft screener series. Condition 2 separated theft of MV parts and gas into its own screener series and incorporated follow-up questions into the What Happened: MV Theft module.	Separating MV parts and gas theft from “Other Theft” seemed unnecessary, adding burden if both MV parts and something else were stolen.

Table ES-1. Major Instrument Redesign changes and NCVS-R Field Test results for questions related to measuring crime (continued)

Change	Field Test result
CIR and TOC coding	
<p>For the Field Test, incidents identified only as Attempted Theft in the screener were not routed through the CIR.</p>	<p>Without the CIR questions, the Condition 2 estimate of Attempted Theft was likely higher than it would have been if such questions had been included.</p>
<p>Condition 2 expanded the definition of Personal Theft to include any items taken directly from the victim where the incident did not qualify as Robbery.</p>	<p>Personal Theft was relatively rare in the Field Test, for both conditions.</p>
<p>Condition 2 added a What Happened: Vandalism CIR module that asked what was damaged or destroyed, what kind of damage was done, and whether the offender attacked or stole something from another household member.</p>	<p>Questions in the Vandalism module were not used in TOC coding; an incident was classified as Vandalism if it was reported in the screener and no other TOC recode applied.</p>
<p>The current NCVS asks, “What were you doing when this incident happened?” An incident is considered workplace violence if the response is “working or on duty” and the incident has a violent crime recode. Condition 2 asked specifically, “Did this incident happen while you were working or on duty?”</p>	<p>Estimates of workplace violence were comparable between Condition 1 and Condition 2.</p>

Table ES-2. Recommended changes to the redesigned questionnaire post-Field Test

Condition 2 question/section	Recommendation
Sequence of screener series	Because of the many reports of Attempted MV Theft, re-order the first three screener series to Theft, MV Theft, MV Parts Theft.
Follow-up probes at the beginning of the CIR	Some of the follow-up probes yielded little positive response and/or seemed overly redundant. Eliminate some of the less productive probes.
Attempted Theft CIR questions	Attempted Thefts should be routed through the CIR, with appropriate additions or modifications to the What Happened: Theft module.
What Happened: RSA CIR module: Did the offender penetrate or touch YOUR sexual body parts, were you forced to penetrate or touch the OFFENDER'S sexual body parts, or did BOTH happen?	Only respondents reporting some type of penetration should be asked about its direction. The direction question should be broken into two parts.
What Happened: RSA CIR module: Did you tell the offender "no," "stop," or that you did not want this to happen? When you said this, did the offender stop?	The second question should ask whether the offender stopped immediately, stopped after being told more than once, or did not stop at all.
CIR questions about MV Parts Theft	Positive responses to MV Parts Theft screener series should be routed through the What Happened: Theft CIR module rather than the Theft module. Finally, it may be helpful to add three new questions to the What Happened: MV Theft module to help with coding incidents reported as attempts where the offenders' intent may not have been clear:
New questions about Attempted MV Thefts	Do you think the offender was actually trying to steal the vehicle? Do you think the offender was trying to steal something inside the vehicle? Do you think the offender was trying to vandalize the vehicle?
Condition 1 question about Break-ins: Did the offender live here or have a right to be here, for instance, as a guest or a repairperson?	Add to What Happened: Break-ins CIR module.
Condition 2 TOC Recode 23: Completed Personal Theft (cash/purse/wallet) and Recode 24: Completed Personal Theft (other items)	Because of recommended changes to the source questions, combine into a single TOC recode, Completed Personal Theft.

Table ES-2. Recommended changes to the redesigned questionnaire post-Field Test (continued)

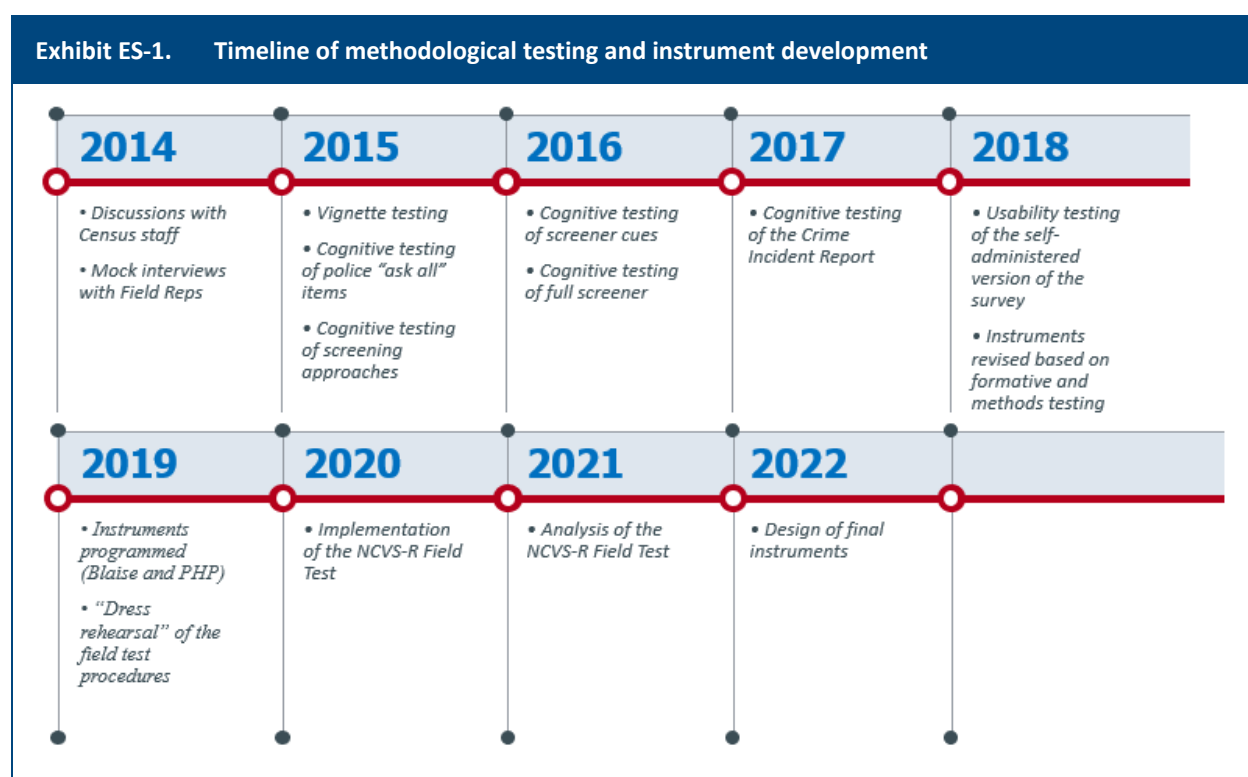
Condition 2 question/section	Recommendation
New questions for the What Happened: Vandalism CIR section	<p>Who did the (property) (or) (animal(s)) belong to?</p> <p>Was any of the damage a result of the offender trying to get into the vehicle?</p> <p>Did the offender(s) take anything that was damaged or destroyed directly from you, such as from your pocket or hands, or something that you were wearing?</p> <p>Was any of the damage to your house or apartment a result of the offender trying to get inside?</p> <p>Was any of the damage to your garage, shed, barn, or other structure on your property a result of the offender trying to get into the structure?</p> <p>Do you think the offender {caused this damage} {or} {injured or killed an animal} intentionally, or was it an accident?</p>
What Happened: Vandalism CIR module: What was damaged or destroyed?	<p>Add response code “Nothing was damaged or destroyed;” if this option is selected, the Vandalism recode should not be applied.</p> <p>“Other” responses should be reviewed to determine whether they qualify as Vandalism.</p>
Presence CIR module, asked about incidents not reported as Attacks or RSA.	<p>Add questions from Attack and Injury modules, asked if the victim was present during the incident, to identify personal crimes not reported as Attacks or RSA in the screener.</p>
Location CIR module: Where did this incident happen?	<p>To align responses more closely with Condition 1 “inside or near home:”</p> <p>Change “Inside your home” to “INSIDE YOUR HOME OR ATTACHED GARAGE, (INCLUDE DORM ROOM OR ROOM IN A MULTI-UNIT BUILDING LIKE A NURSING HOME.)”</p> <p>Add a new category, “INSIDE ANOTHER BUILDING ON YOUR PROPERTY SUCH AS A GARAGE OR SHED.”</p>
Location CIR module: “Where did this incident happen?” response option “AT YOUR PLACE OF WORK.”	<p>This response should be routed the same way as “SOMEWHERE ELSE,” capturing additional information about the kind of place where the respondent works.</p>

Instrument Redesign changes to the Victimization Screener resulted in an increase of about a minute and a half in the Field Test median administration time compared with the Condition 1 screener (Cantor et al., 2022). The increase was due to asking more individual questions than in the Condition 1 screener, and to Condition 2 respondents reporting more incidents. On the other hand, the median time for the Condition 2 CIR was about 2 minutes less than for the Condition 1 CIR. Part of this difference may be attributed to more efficient routing as described in Table ES-1.

Full specifications for the Field Test Condition 2 questionnaire are in Appendix 5 of the Topline Report (Cantor et al, 2022).¹ The current NCVS Victimization screener (NCVS-1) and CIR (NCVS-2) are available on the BJS website.²

NCVS-R Timeline

Exhibit ES-1 shows the major activities of the Instrument Redesign by year.



The NCVS Instrument Redesign and Testing Project (NCVS-R) supports BJS research in several areas to increase the efficiency, reliability, and utility of the NCVS instrument. This report is part of a series of reports that describe efforts to finalize a new core survey instrument. Other reports will describe the Field Test findings as they relate to victimization estimates, assessments of new and revised content, and methodological experiments conducted in the Field Test. Additional reports and findings from the NCVS-R effort may be found on the BJS webpage at <https://bjs.ojp.gov/programs/ncvs/instrument-redesign>.

¹ <https://bjs.ojp.gov/library/publications/national-crime-victimization-survey-redesign-field-test-topline-report>.

² <https://bjs.ojp.gov/data-collection/ncvs#surveys-0>.

1. Introduction and Background

This report describes changes to how criminal victimization is measured in the National Crime Victimization Survey (NCVS) resulting from a major multi-year effort to overhaul the existing survey instrument, called the National Crime Victimization Survey Instrument Redesign and Testing Project, or the NCVS Instrument Redesign (NCVS-R). The Bureau of Justice Statistics (BJS) initiated this effort in 2014, through a cooperative agreement with Westat to support the Instrument Redesign and conduct a large-scale national Field Test.

1.1 The NCVS

Since 1972, the NCVS and its predecessor, the National Crime Survey (NCS), have provided national data on the level and change of nonfatal personal crimes (rape or sexual assault, robbery, aggravated and simple assault, and personal larceny) and property crimes (burglary, motor vehicle theft, and other theft) both reported and not reported to police. It is one of the two main sources of data on crime in the United States. It is the only source of data on crime not reported to the police, as well as data on incident characteristics (injuries, victim-offender relationship, police involvement, use of self-protection, consequences, and victim services).

The NCVS is conducted annually for BJS by the U.S. Census Bureau. All persons 12 or older in cooperating households are interviewed every 6 months for 3½ years, a total of seven times. NCVS data are weighted to produce annual estimates of victimization for persons age 12 or older living in U.S. households. Because the NCVS relies on a sample rather than a census of the entire U.S. population, weights are designed to adjust to known population totals and to compensate for undercoverage, survey nonresponse, and other aspects of the complex sample design (Morgan & Thompson, 2021).

1.2 Need for the Instrument Redesign

The NCVS was last redesigned in 1992. The intervening 30 years have seen significant change in the nature of crime and the research needs of NCVS users, as well as in public perception of surveys and how surveys are conducted. When the NCVS questionnaire was programmed for computer-assisted telephone interviewing (CATI) in 1992 and for computer-assisted personal interviewing (CAPI) in 2006, it essentially replicated the paper questionnaire, not taking full advantage of programming features. Finally, the NCVS questionnaires are heavily dependent on the judgment of Census Field Representatives (FRs) in interpreting and coding survey responses. To address all of these issues, the goals of the Instrument Redesign were to (1) update the content of the survey, and (2) increase the efficiency and reliability of the data collection.

1.3 The Instrument Redesign Process

In response to these two goals, the Instrument Redesign proceeded along two parallel tracks: understanding and responding to the data needs of NCVS data users and developing a questionnaire design that would engage respondents and yield accurate and consistent data. The Instrument Redesign team included staff from BJS and Westat, consultants with extensive

experience using NCVS data, and a Technical Review Panel of public and private NCVS data users and survey methodologists.³

The content update began with a review of research using NCVS data to understand which survey questions contributed to the victimization literature. In deciding which current questions to retain, the criteria were: (1) whether the question contributed directly to victimization estimates, including to TOC coding; and (2) the extent to which the question had been used in other research. The other focus was on unmet research needs that might lead to questions being added. The Instrument Redesign team formed several topical Work Groups⁴ to discuss these issues and to develop recommendations for testing.

The methodological update also began with a literature review, focused on research on both the NCVS and other national crime surveys. The Instrument Redesign team considered a number of possible approaches to addressing issues such as engaging respondents and making the interview more conversational, reducing interviewer effects in survey responses, reducing likely over-reporting in the first NCVS interview, and making better use of CAPI capabilities, such as by incorporating previously reported information in routing through the questionnaire and in question-wording.

Members of the Instrument Redesign team observed NCVS interviews in the field and were interviewed themselves by Census FRs. Survey respondents sometimes seemed frustrated by apparent redundancy in the questions (e.g., one Instrument Redesign team member gave the same answer, “on the street,” to three consecutive questions about where an incident happened), and by a seeming failure to acknowledge what they had already reported. These kinds of frustrations could lead to response error, particularly for the questions about where the incident occurred and who was present, two concepts critical to classifying the type of crime.

These observations are consistent with several other issues that the survey is facing. One is the need for extensive editing once the data are collected. Data editors review all incidents, using the narrative information provided by the interviewer, to check whether the data on the questionnaire represent what was described by the respondent. This process results in changes to correct respondent or interviewer errors. Examples include the Presence and Location questions, which are often misinterpreted by respondents or interviewers, leading to skipping critical questions.

Anecdotal observations have attributed the decline in incident reporting over the survey panel to respondent frustration with the interview. The intent of the Instrument Redesign was to make the survey more conversational and responsive by recognizing what the respondent had already reported and routing the interview through the instrument accordingly.

As the Instrument Redesign team worked to modify sections of the Victimization Screener and CIR, small-scale cognitive testing examined how respondents would react to these new approaches. Some conceptual testing also used Web panels, e.g., asking what words or ideas people associated with particular aspects of crime, such as what might someone steal or how might someone attack a person.

³ See *National Crime Victimization Survey Redesign: Field Test Methodology* (Giambo et al., 2023), Appendix 10, for a list of TRP members.

⁴ Also see *National Crime Victimization Survey Redesign: Field Test Methodology* (Giambo et al., 2023), Appendix 10, for a description of the Work Groups.

The Technical Review Panel met four times during the development process. In each meeting, they heard presentations from the Work Groups, commented on the recommendations, and suggested additional lines of inquiry.

The culmination of the development effort was a small-scale Pilot Test to make sure that survey operations would run as planned, followed by a large-scale national Field Test to compare the current NCVS (Condition 1) to the redesigned screener and CIR (Condition 2). The Field Test comprised a single in-person, interviewer-administered interview with each member of sampled households age 12 or older. Approximately 6,900 persons were interviewed in Conditions 1 and 2. Finally, the survey data were processed and weighted for analysis. More details of the Field Test design and administration may be found in the Topline Report (Cantor et al., 2022). A third condition, in which the redesigned questionnaire would be self-administered, was also tested. A later report will describe the results of that test.

1.4 Contents of this Report

Measurement of crime in the NCVS begins with the Victimization Screener, part of the NCVS-1 questionnaire.⁵ The screener identifies victimization incidents that happened during the reference period.⁶ Chapter 2 describes how the screener was revised for the Field Test, assesses the effects of the changes on estimates of victimization, and makes recommendations for going forward.

Incidents identified in the screener are explored further in the CIR. As described in Chapter 3, the Instrument Redesign team organized the Condition 2 CIR in modular sections. The first set of modules focused on “What Happened” by type of crime as identified in the screener; these are addressed in Chapters 4–9:

- Chapter 4–Module SA: Rape and Sexual Assault;
- Chapter 5–Module A: Attack and Threatened Attack;⁷
- Chapter 6–Module MV: Motor Vehicle Theft;⁸
- Chapter 7–Module B: Break-ins;
- Chapter 8–Module T: Theft; and
- Chapter 9–Module V: Vandalism.

This set of modules collected virtually all of the information needed for TOC coding. Together with subsequent modules on Presence (Module P, Chapter 10), Location (Module L, Chapter 11), Workplace Violence (Module WV, Chapter 12), and School Crime (Chapter 13), they are the subject of the remainder of this report. A separate report on the NCVS CIR will address content changes in the remaining CIR modules. Finally, Appendix A includes detailed tables showing questions in the screener and in each of the CIR modules listed above, and Appendix B comprises recommended

⁵ https://bjs.ojp.gov/content/pub/pdf/ncvs20_bsq.pdf

⁶ The NCVS reference period is the 6 months before the month of the interview; to capture more incidents for analysis, the Field Test period was the 12-month period up to the date of the interview.

⁷ Chapter 5 also includes Module I: Injury.

⁸ In the Field Test, Module MV also included Motor Vehicle Parts and Gas Theft.

specifications for TOC coding using the redesigned questionnaire including changes recommended in this report.

Questionnaire format and numbering conventions in this report

Condition 1 questions will be presented in *italic* font. Question numbers will be of the form *Qnn*, using the numbering in the current NCVS-2 available here: https://bjs.ojp.gov/content/pub/pdf/ncvs20_cir.pdf. An example:

Q31a. *What were the injuries you suffered, if any?*

Condition 2 questions will be presented in plain font, with numbers from the redesigned instrument (see Appendix 5, Cantor et al., 2022). These take the form LLnn, where “LL” is the module designation and “nn” is the question number within the module. Because of frequent changes during development, the numbers may not represent the actual sequence of questions within the module. An example:

CI2. How were you injured? {Any other injury?}

2. The Victimization Screener

In the current NCVS, the purpose of the Victimization Screener (part of the NCVS-1 questionnaire⁹) is to determine whether the sampled person (or, for the household respondent, their household) has experienced a criminal victimization within the 6-month reference period and, if so, how many. The current NCVS-1 includes nine screener series:

1. Q36. **Theft**, with seven cues describing categories of what might have been stolen and one cue about attempted theft;
2. Q37. **Break-in**, with three cues covering break-in or attempted break-in of home, other buildings on the respondent’s property, and other places the respondent might have stayed overnight or longer (household respondent only);
3. Q39. **Motor vehicle (MV) theft**, with four cues covering MV theft, theft of MV parts, theft of gasoline, and attempted theft of a vehicle or parts (household respondent only);
4. Q40. **Attack, threat, or theft**, with seven cues describing where an incident might have happened and one cue about attempts;
5. Q41. **Attack**, with seven cues describing how an attack may have been carried out (including sexual attack);
6. Q42. **Attack, threat, or theft by someone the respondent knew**, with four cues describing who might have committed the offense;
7. Q43. **Unwanted sexual activity**, with three cues describing who might have initiated such activity;
8. Q44. Any kind of victimization **where the victim called the police**; and
9. Q45. Any kind of victimization **where the victim did not call the police**.

⁹ https://bjs.ojp.gov/content/pub/pdf/ncvs20_bsq.pdf.

With the exception of Q44 and Q45, each screener series comprises three questions:

- a. *Did any incidents of this type happen to you?*
- b. *How many times?*
- c. *What happened?*

The “What happened” question is intended to capture a brief description that the FR will later use to refer to the incident(s) reported in the series. This description covers all of the incidents reported for each of the screener series.

The Q44 and Q45 screener series add one more question:

Were you attacked or threatened, or was something stolen or an attempt made to steal something that belonged to you or another household member?

If the answer is “No,” no further questions are asked about the incident.

In the current NCVS, any type of crime may be reported in any of the screener series. None of the information collected in the screener is used in determining the type of crime, and, other than the extra question in the Q44 and Q45 series, none is used in determining whether an incident is an NCVS crime.

2.1 Changes to Victimization Screener Organization and Cues

The Instrument Redesign made several significant changes to the Victimization Screener approach. First, the screener series were reorganized so that each asked about a broad crime type, and the sequence of crime types was changed somewhat. Second, the screener cues were updated, and the number of cues was reduced. Third, the individual cues were made into separate questions, each requiring a yes or no response. These changes and their effects are the subject of this section.

Several other modifications were introduced to improve the classification of incidents earlier in the instrument. The identification of individual incidents from each screener series began in the screener rather than in the CIR, and the question asking for the date (month and year) of the incident was moved from the CIR into the screener to help identify the incident. Finally, identification of series crimes (i.e., high-frequency repeat victimizations) was also added to the screener. To reduce burden in the Field Test, the minimum count for a series victimization was lowered from six to four, and there was a cap of four on the number of CIRs that would be generated from a screener series. The remainder of this chapter will describe these changes and their rationale and use Field Test data to assess their impact.

Reorganization of Screener Series

The screener series in the Field Test Condition 2 questionnaire were arranged as follows:

- S_01. **MV Theft**, with two cues covering theft and attempted theft of vehicles (household respondent only);

- S_02. **Motor Vehicle Parts Theft**, with three cues covering theft of parts, theft of gas, and attempts (household respondent only);
- S_03. **Theft**, with seven cues covering places where thefts may have occurred and a separate probe for attempted theft;
- S_04. **Break-in**, with three cues covering break-in or attempted break-in of home, other buildings on the sample person's property, and other places the sample person may have stayed overnight or longer (household respondent only);
- S_05. **Vandalism**, with two cues covering damage to property and injuring or killing animals (household respondent only);
- S_06. **Attack**, with five cues covering how the person may have been attacked;
- S_07. **Unwanted Sexual Contact**, with four cues covering different types of sexual contact; and
- S_08. A **"Catch-All"** probe for any kind of incident the respondent may have thought of as a crime.

The rationale for this organization was that associating a broad type of crime with each incident reported in the screener would make the interview more efficient and more conversational by using screener information to guide later question sequencing. That is, the CIR would only ask questions pertaining to Attacks if an Attack incident was reported in the screener. The risk in this general approach was that an incident would be reported in the wrong series, or that a complex crime like Burglary or Robbery would be associated with only one screener series and miss later questions critical to TOC coding. To mitigate this risk, the team developed the interleaved (IL) and non-interleaved (NIL) approaches to asking follow-up questions about whether an incident included aspects of other types of crime.¹⁰

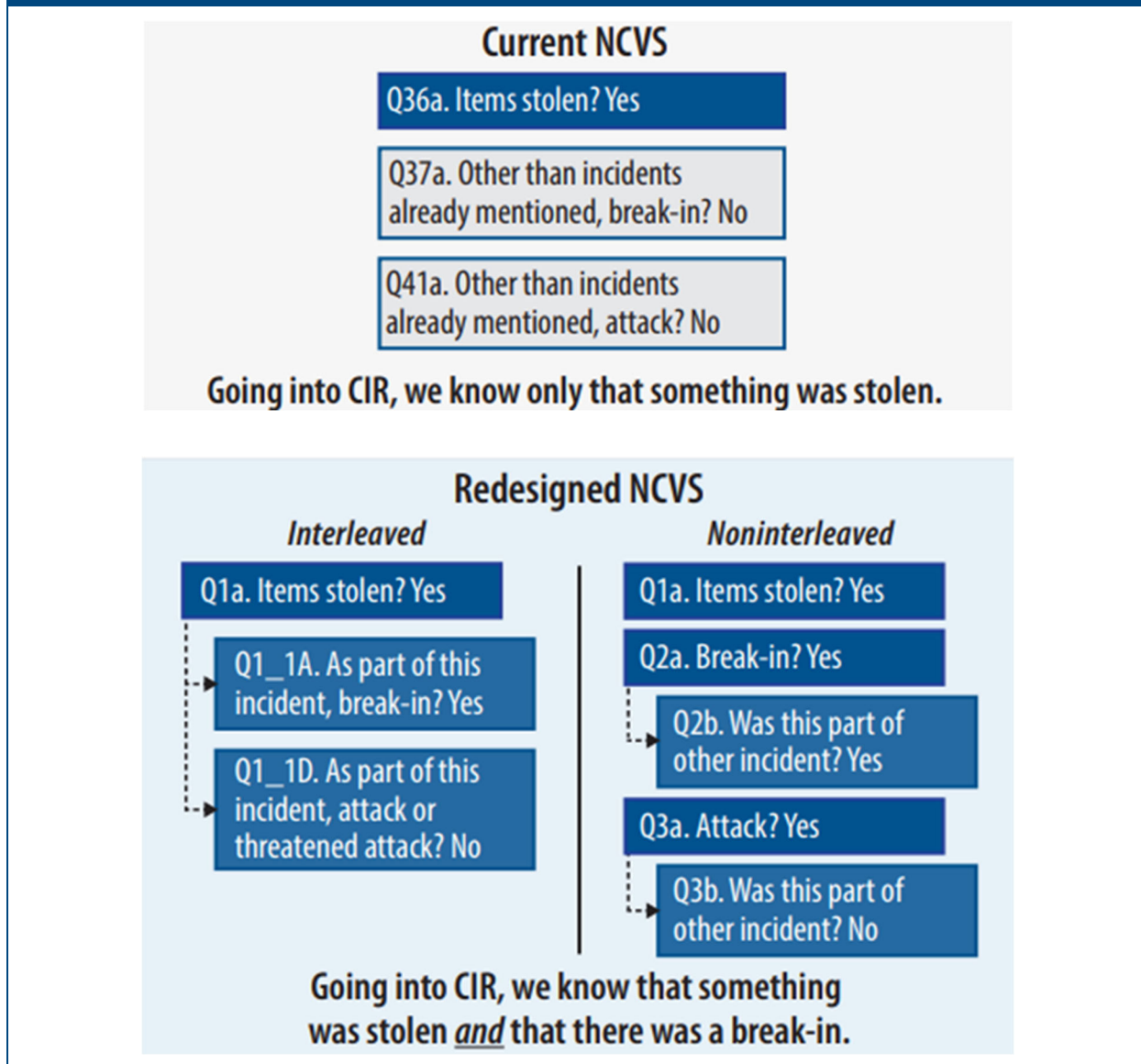
The three-screener series dealing with theft were organized to move from the specific (MV or MV Parts Theft) to the more general (Theft) so that the former would be identified more accurately coming out of the screener. Figure 2-1 shows the sequence of screener series in Conditions 1 (current NCVS) and 2 (redesigned) versions. Figure 2-2 shows the sequence of questions within the Theft series for Condition 1 and Condition 2 IL and NIL as examples of the differences.

¹⁰ In the IL treatment, follow-up probes were included in each screener series except RSA and the Catch-All; in the NIL treatment, the follow-up probes were at the beginning of the CIR.

Figure 2-1. Victimization Screener sequence, Conditions 1 and 2

Condition 1	Condition 2
Q36. Theft	S01. Motor Vehicle Theft*
Q37. Break-in*	S02. MV Parts Theft*
Q38-39. Motor Vehicle Theft*	S03. Theft
Q40. Attack/Theft by location	S04. Break-in*
Q41. Attack/Threat by type	S05. Vandalism*
Q42. Attack/Theft by who did it	S06. Attack
Q43. Unwanted Sexual Act	S07. Unwanted Sexual Contact
Q44. Incident reported to police	S08. "Catchall"
Q45. Incident not reported to police	*Asked of household respondent only

Figure 2-2. Examples of question flow within a screener series, Condition 1 and Condition 2 IL and NIL



Changes to the Screener Cues

As described above, the Condition 1 Victimization Screener comprised nine separate series, with a total of 37 cues. The Condition 2 screener comprised eight separate series, with a total of 29 cues. Besides reducing the number of series and the number of cues, Condition 2 also updated examples and made the cues more conversational. Another significant change was that each of the cues in a series was asked separately, requiring a “Yes” or “No” response. The intent was to give the respondent more time to think about each cue. The most extensive change in screener content was for RSA, Condition 1 Q43a and Condition 2 S_07A. This change is discussed in Chapter 4. The Victimization Screener cues for Conditions 1 and 2 are shown in Table A-1, Appendix A.

Field Test Results and Discussion

Table 2-1 shows the number of Field Test screener respondents, screener series with positive responses (one or more victimizations reported), and total incidents reported. The mean number of screener series where one or more incidents were reported was 0.20 for Condition 1, as compared with 0.30 in the IL treatment and 0.32 in the NIL treatment. That is, Condition 2 respondents responded positively to 50% more screener series than did Condition 1 respondents. Among those reporting victimizations, Condition 1 respondents reported almost exactly the same mean number of incidents per respondent (1.81) as did respondents to the IL (1.81) and the NIL (1.78). Thus, Condition 2 screener respondents were about 50% more likely to report a victimization than were Condition 1 respondents.

Table 2-1. Number of screener respondents and victimization reports in screener, Condition 1 and Condition 2 IL and NIL			
	Condition 1	Condition 2 IL	Condition 2 NIL
Number of screener respondents	2,770	2,033	2,112
Screener series with positive response	559	613	674
Mean positive responses per respondent	0.20	0.30	0.32
Number of incidents reported in screener*	1,014	1,108	1,201
Mean incidents per positive response	1.81	1.81	1.78

Source: 2019-2020 NCVS-R Field Test.

* Sum of responses to “how many times” across all screener series. Missing responses given value of 1. Condition 2 responses higher than 30 set equal to 30 (the Condition 1 cap).

Relevant literature suggests two possible explanations for the increased reporting in the Condition 2 screener. First, the larger number of separate questions in Condition 2 may have slowed respondents down and made them think more carefully about the cues, even though there were fewer cues overall than in Condition 1. Research around the 1992 NCVS redesign found that increasing the number of questions on the screener led to respondents reporting more victimizations (Biderman et al., 1986). Less memorable incidents will be more affected by this strategy. The results of the 1992 redesign found the biggest impact of increasing the memory cues were for crimes such as Theft and Simple Assault (Kindermann, Lynch, & Cantor, 1997).

The second possible explanation is that the Community Measures and Police Performance modules that preceded the Condition 2 screener may have “primed” respondents to be thinking about their own experiences or may have engaged them so they thought more carefully about their responses to the screener series. A field test of the Local-Area Crime Survey¹¹ compared NCVS-like questionnaires with questions on perceptions of community safety and policing either preceding or following the Victimization Screener. The questionnaire where these questions preceded the screener yielded more reports of households being touched by both property and violent crime (i.e., household prevalence rates) than did the version with these questions following the screener. The effect was larger for property than for violent crimes and was not present when excluding threats from the violent crime rates (Brick et al., 2020.) Cowan, Murphy, and Wiener (1984) found a similar effect when a series of opinion questions on crime and fear of crime preceded the core survey in the 1972-1975 National Crime Survey (predecessor of the NCVS). This effect appears to cause more

¹¹ See <https://bjs.ojp.gov/subnational-estimates-program#y5kap> for more on the Local Area Crime Survey.

complete reporting of victimizations, which was one reason for the placement of these modules in Condition 2.

It is likely, given the precedents cited, that both of these contributed to the increased reporting. It also seems likely, then, that production NCVS respondents will report somewhat more “less memorable” crimes with the redesigned questionnaire than they do with the current one, at least in their first interview.

2.2 Follow-Up Probes

Two possible problems with the Condition 2 screener approach were that (1) respondents would report an incident in the wrong series or (2) report a complex incident in only one series that would not fully describe it, such as reporting a Burglary in the Theft series. To address these potential problems, Condition 2 included follow-up probes to identify other possible crime types associated with a report’s incident. In the Field Test, the IL treatment included the follow-up probes listed in Table 2-2 below, which were asked as part of the screener series where the respondent reported an incident. The follow-ups varied by which screener series prompted the report. The question-wording and percentage of “Yes” responses for these follow-up probes may be found in Table A-2, Appendix A.

Screener series	Follow-up probes
S_01. MV Theft	Theft (from the vehicle), Attack, and (if “yes” to Attack) Unwanted Sexual Contact
S_02. MV Parts Theft	Theft (from the vehicle), Attack, and (if “yes” to Attack) Unwanted Sexual Contact
S_03. Theft	Break-in, Attack, and (if “yes” to Attack) Unwanted Sexual Contact
S_04. Break-in	Theft, Attack, and (if “yes” to Attack) Unwanted Sexual Contact
S_05. Vandalism	Theft, Attack, and (if “yes” to Attack) Unwanted Sexual Contact
S_06. Attack	Unwanted Sexual Contact
S_07. Unwanted Sexual Contact	None
S_08. Catch-all	None

In the NIL treatment, eight follow-up probes, corresponding to the crime types in the first seven screener series plus Attempted Theft, were positioned at the beginning of the CIR (item CIR2). The question-wording and percentage of “Yes” responses for the NIL follow-up probes may be found in Table A-3, Appendix A. Every incident received all of the probes except for the type(s) of crime identified in the screener. The exception was that the RSA probe was asked only if an Attack was mentioned. The NIL approach was thus closer to that of Condition 1 in that questions identifying all broad crime types (except any identified in the NIL screener) were asked in the CIR for each incident.

As described in the Topline Report (Cantor et al., 2022), the larger number of follow-up probes in the NIL as compared with the IL resulted in many more reports of incidents involving more than one broad crime type. This difference was particularly important for identifying Robberies (which involve both an Attack and a Theft or Attempted Theft), and for identifying Burglaries. Table 2-3 shows, for incidents identified in each screener series, the percentage of positive responses to follow-up probes for the IL and NIL.

Table 2-3. Percentage of “Yes” responses to follow-up probes by which screener series initiated the incident, Condition 2 IL and NIL, unweighted

Screener series ^a	Follow-up probe							
	MV Theft	Parts Theft	Theft	Att. Theft	Break-in	Vandalism	Attack	RSA ^b
S_01 – MV Theft								
IL	-	-	36.4	-	-	-	2.3	0.0
NIL	-	16.7	11.1	19.4	16.7	11.1	0.0	0.0
S_02 – MV Parts Theft								
IL	-	-	-	-	-	-	11.6	0.0
NIL	6.8	-	18.6	10.2	18.6	15.3	0.0	0.0
S_03 – Theft/Att. Theft								
IL	-	-	-	-	7.9	-	2.4	12.5
NIL	1.1	4.5	3.8	6.6	12.6	9.2	3.4	0.0
S_04 – Break-in								
IL	-	-	20.0	-	-	-	0.0	N/A
NIL	0.0	2.7	29.7	27.0	0.0	18.9	2.7	0.0
S_05 – Vandalism								
IL	-	-	5.7	-	-	-	4.3	0.0
NIL	0.0	0.0	5.9	3.5	5.9	-	1.2	0.0
S_06 – Attack								
IL	-	-	-	-	-	-	-	7.9
NIL	2.8	0.0	5.7	8.5	1.9	0.9	-	0.9
S_07 – RSA								
IL	-	-	-	-	-	-	-	-
NIL	0.0	0.0	0.0	0.0	0.0	0.0	31.6	-

Source: 2019-2020 NCVS-R Field Test.

^a “Screener series” is where the incident was reported, either initially or as a duplicate incident.

^b RSA probe asked only if the incident included an Attack.

Note: Cells with “-” indicate that there was no follow-up probe of that type for incidents identified in that screener series; N/A means the question was never asked in the Field Test.

Of particular note in Table 2-3 are these entries:

- In the Break-in probe column, 16.7% of MV Thefts, 18.6% of MV Parts Thefts, and 5.9% of Vandalisms had “Yes” responses, indicating possible Burglaries; and
- In the S_06 – Attack row, 5.7% had “Yes” responses to the Theft probe and 8.5% to the Attempted Theft probe, indicating possible Robberies.

In all of these instances, there was no corresponding IL follow-up probe. These kinds of differences between the treatments led to recommendation of the NIL approach going forward. Some of the NIL follow-up probes yielded little positive response and/or seemed overly redundant, so the recommendation going forward is to reduce the number of probes. For example, the MV Parts Theft probe could be dropped for all incidents.

2.3 Identification of Series Crimes

Generally, Condition 1 asked for a CIR for every incident reported in the screener, up to a maximum of 30. It also included procedures for identifying “series crimes” (i.e., high-frequency repeat victimizations) and handling them in processing and estimation. A series crime is defined as six or more similar incidents that the respondent cannot distinguish among for reporting details. Identifying series crimes starts at the beginning of the CIR, as follows:

- Q4. *[If unsure, ask:] Altogether, how many times did this type of incident happen during the last 12 months?*
- Q5b. *[If Q4 response is six or more:] Are these incidents similar to each other in detail or are they for different types of crimes?*
- Q5c. *[If “Similar” to Q5b:] Can you recall enough details of each incident to distinguish them from each other?*

An incident was considered a series crime if there was a “No” response to Q5c, and one record, for the most recent incident, was created to cover the series (the number of incidents reported in Q4). Two different weights were created for the record. The first was constructed as if the series were a single incident. This weight was then adjusted by multiplying it by the number of incidents in the series, with a cap of 10, to produce the second weight. Victimization estimates could then be produced either including or excluding the series. This process assumed that all incidents in the series are the same type of crime and have the same characteristics as the most recent. The current NCVS does include some questions about how incidents in a series differ; these were dropped in the Instrument Redesign because they are not used for classification.

Condition 1 (current NCVS) asked a variation of “How many times?” in three places: (1) in each screener series where an incident is reported; (2) at the beginning of the CIR (Q4) as just noted; and (3) near the end of the CIR (Q154a) as part of a section asking how incidents in the series might have been different from each other.

- Q154a. *You have told me about the most recent incident. How many times did this kind of thing happen to you during the last 12 months?*

The questionnaire program used the response within each screener series to determine how many CIRs to expect and adjusted the expectation if the response to Q4 at the beginning of the CIR was more than the remaining expected CIRs. The Q4 response also determined whether an incident was a candidate for a series crime.

Condition 2 moved the questions identifying a series crime to the Victimization Screener, as part of each screener series except S_08 (“Catch-all”). This example is from the Theft screener series:

S_03C1. {You just said yes to more than one of these questions about theft. Altogether,} How many times did someone {steal} {or} {try to steal} something in the past 12 months?

S_03C2. If S_03C1 response is four or more: Do you recall enough details about each incident to be able to distinguish them from each other?

For the Field Test, Condition 2 dropped the “similar in detail” question (Q5b) because very few NCVS respondents answer “No,” and because the “recall details” question (Q5c) alone is sufficient to classify incidents as a series. The redesigned instruments only asked, “How many times?” in the screener (e.g., S_03C1).

Finally, several adjustments were made specifically for purposes of the Field Test. The threshold for Condition 2 series crimes was reduced from six to four, to reduce burden. As noted above, the reference period was extended to 12 months, with the expectation that more incidents would be reported. The Field Test also instituted a cap of four on the number of CIRs that could be generated from one screener series.

Table 2-4 shows how many incidents reported in the Field Test did not get CIRs because they were part of series crimes or were subject to the Condition 2 cap. The table also shows how the incidents were classified in the CIR. Condition 1 (12.3%) and the IL (11.2%) had very similar proportions of incidents not requiring CIRs because they were part of series of six or more incidents; the NIL (15.3%) had somewhat more incidents identified as part of series of six or more. Series including four or five incidents had a relatively modest effect on the number of CIRs required—1.4% IL, 2.1% NIL. The cap of four incidents per screener series had a much larger effect—12.5% IL, 4.8% NIL.

All incidents except those excluded because they were part of series crimes, because of the Condition 2 cap of 4 CIRs per screener series, or because they were identified as ineligible in the screener were eligible to go on to be classified in the CIR (Condition 1) or in the screener and CIR (Condition 2). Condition 1 had a mechanism to add incidents in the CIR, which Condition 2 did not. As shown in Table 4-2, there were 25 such additions to the incidents to be classified.

The Condition 1 CIR also had a mechanism to reduce the number of incidents for which a CIR was expected. Classifying Condition 2 incidents began in the screener, which identified duplicates, dates out of range, and some incidents comprising threats not made in person. The “missing or ineligible” row in Table 4-2 includes these Condition 1 reductions and Condition 2 ineligibles, along with expected incidents for which a CIR was simply not completed. The proportion of incidents with these outcomes was similar between Condition 1 (22.8%) and the NIL (22.4%), and somewhat less for the IL (18.1%). The following sections discuss these outcomes in more detail. The last four rows of Table 2-4 are referenced in Chapter 3.

Table 2-4. Number of incidents identified in the screener and how they were classified, Condition 1 and Condition 2 IL and NIL

	Condition 1		Condition 2 IL		Condition 2 NIL	
	Number	Percent	Number	Percent	Number	Percent
Incidents identified in screener	1,014		1,109		1,199	
No CIR, part of series of 6 or more	125	12.3	124	11.2	183	15.3
No CIR, part of series of 4 or 5	-	-	16	1.4	25	2.1
No CIR, Condition 2 cap	-	-	139	12.5	57	4.8
Incidents added in CIR	25	2.5	-	-	-	-
Incidents in need of classification	914		830		934	
CIR missing or ineligible	208	22.8	150	18.1	209	22.4
CIRs through to TOC coding	706	77.2	680	81.9	725	77.6
Not an NCVS crime	200	28.3	143	21.0	124	17.1
NCVS crime (TOC 1-60)	506	71.7	537	79.0	601	82.9
NCVS crimes per screener respondent	0.18		0.26		0.28	

Source: 2019-2020 NCVS-R Field Test.

Note: Cells with “-” indicate that the row category does not apply.

2.4 Date and Description of Incidents

Each Condition 1 screener series concluded by asking “What happened?” The interviewer then recorded a brief description of the incident or incidents reported in that screener series, which would be used in the CIR to identify which incident(s) were being asked about. All questions in the Condition 1 screener were at the person level. That is, the single description included all incidents reported in the particular screener series.

The brief description was dropped for Condition 2 in the Field Test. Instead, each screener series included several incident-level questions, including the month and year in which the incident occurred. This date and the screener series description (e.g., MV Theft) identified the incident in the CIR. Condition 1 asked for the date of the incident in the CIR.

Condition 2 thus asked for the month and year of each incident reported in the screener, except for incidents other than the most recent that were part of series crimes. In the Field Test, since the screener asked for the incident dates in reverse chronological order, it was assumed that once an incident was discovered to be outside the reference period any remaining incidents reported in that screener series were also outside the reference period. The recommendation from the Field Test experience is to ask for the month and year of all incidents not part of a screener series. Note that the current NCVS also does not ask for the dates of incidents that are part of series crimes, except for the most recent.

2.5 Deduplication of Incidents Reported In the Screener

If another incident had been reported in the same month and year in a previous Condition 2 screener series, the screener included an explicit deduplication procedure, starting with this question:

Is this incident part of any other incident you have already mentioned?

If the answer was “Yes,” the interviewer asked which of the previously reported incidents was/were part of the current incident. The questionnaire program would then flag the earlier incident(s) with the crime type of the current screener series and not create a separate CIR for the new incident.

The current NCVS relies on the FR to identify incidents reported in more than one screener series and adjust screener responses appropriately. There is no mechanism for documenting such double reporting. The intent of the change was to reduce reliance on FRs’ judgment and to provide documentation of duplicate reporting. The deduplication procedure also provides additional information about the original incident, which then contributes to selecting the path through the CIR.

In the Field Test the Condition 2 screener identified as duplicates 7.0% of IL incidents and 5.4% of NIL incidents for which CIRs would otherwise be expected (numbers not shown in a table). As noted, the number of Condition 1 duplicates that might have been mentioned is unknown, because they were not documented. A review of reasons Field Test interviewers entered for reducing the number of Condition 1 CIRs identified four incidents that appeared to be duplicates.

Duplicate incidents were also identified in post-processing. In the Field Test, less than 1% of Condition 1 and NIL incidents were identified as duplicates, as were 1.6% of IL incidents. These were typically property crimes reported by more than one respondent in a household.

2.6 Identifying Out-of-Scope Incidents in the Screener

Unlike Condition 1, the Condition 2 Victimization Screener was set up to identify some incidents as out of scope, either because they happened outside the reference period¹² or because they involved threats not made in person. Condition 1 made these determinations in the CIR. Of IL incidents for which a CIR would be expected (that is, after removing series crime incidents other than the most recent and incidents beyond the Condition 2 cap), 9.5% in the IL were outside the reference period, as were 8.8% in the NIL. In Condition 1, 10.7% of incidents for which a CIR was expected were outside the reference period based on interviewer notes in the “reduction” process in the CIR.

¹² For the Field Test, all questionnaire versions asked about crimes in the previous 12 months, unlike the 6-month NCVS reference period. This reference period was used to increase the number of incidents reported and collect more information to assess the different versions during the field test. The 6-month reference period will not change when the redesign is implemented in the production NCVS.

3. The Crime Incident Report (CIR) and Type-of-Crime (TOC) Coding

The current NCVS CIR (the NCVS-2¹³), treats each incident *de novo*, that is, the sequence of CIR questions is the same regardless of where in the screener the incident was identified. The only information carried forward from the screener is the “What happened?” response for the screener series, which could include descriptions of more than one crime. The flow of question topics within the Condition 1 CIR is shown in Figure 3-1. The advantage of this approach is that every incident receives the same treatment. However, there are several disadvantages:

- More questions are required than if information reported in the screener was used for navigation;
- Questions required for TOC coding are scattered throughout the CIR, so if a respondent breaks off or becomes fatigued, it may not be possible to assign a TOC recode (or the right code) because of missing or inaccurate information;
- A respondent may have already answered a CIR question in the screener, which could lead to frustration or confusion at having to repeat a response, resulting in response error; and
- An FR error could lead to skipping key CIR sections.

The last two bullets are particularly an issue for the key concepts of Location and Presence, which determine whether Break-in and Attack questions are asked, respectively.

3.1 Changes to the CIR

The Instrument Redesign made significant changes to how the CIR collects information needed for TOC coding. As described in Chapter 2, the Victimization Screener (and CIR2 for the NIL treatment) attached one or more broad type-of-crime flags to each reported incident. These flags directed routing through the CIR. The Instrument Redesign also moved all of the questions required for TOC coding¹⁴ to the beginning of the CIR, in modules titled “What Happened” and “Consequences I: Injury.” The flow of question topics at the beginning of the CIR is shown in Figure 3-2.

¹³ https://bjs.ojp.gov/content/pub/pdf/ncvs20_cir.pdf

¹⁴ The value of stolen property, which comes later in the CIR, is used in TOC coding but is not required for a code to be assigned.

Figure 3-1. Flow of CIR modules, current NCVS (Condition 1)

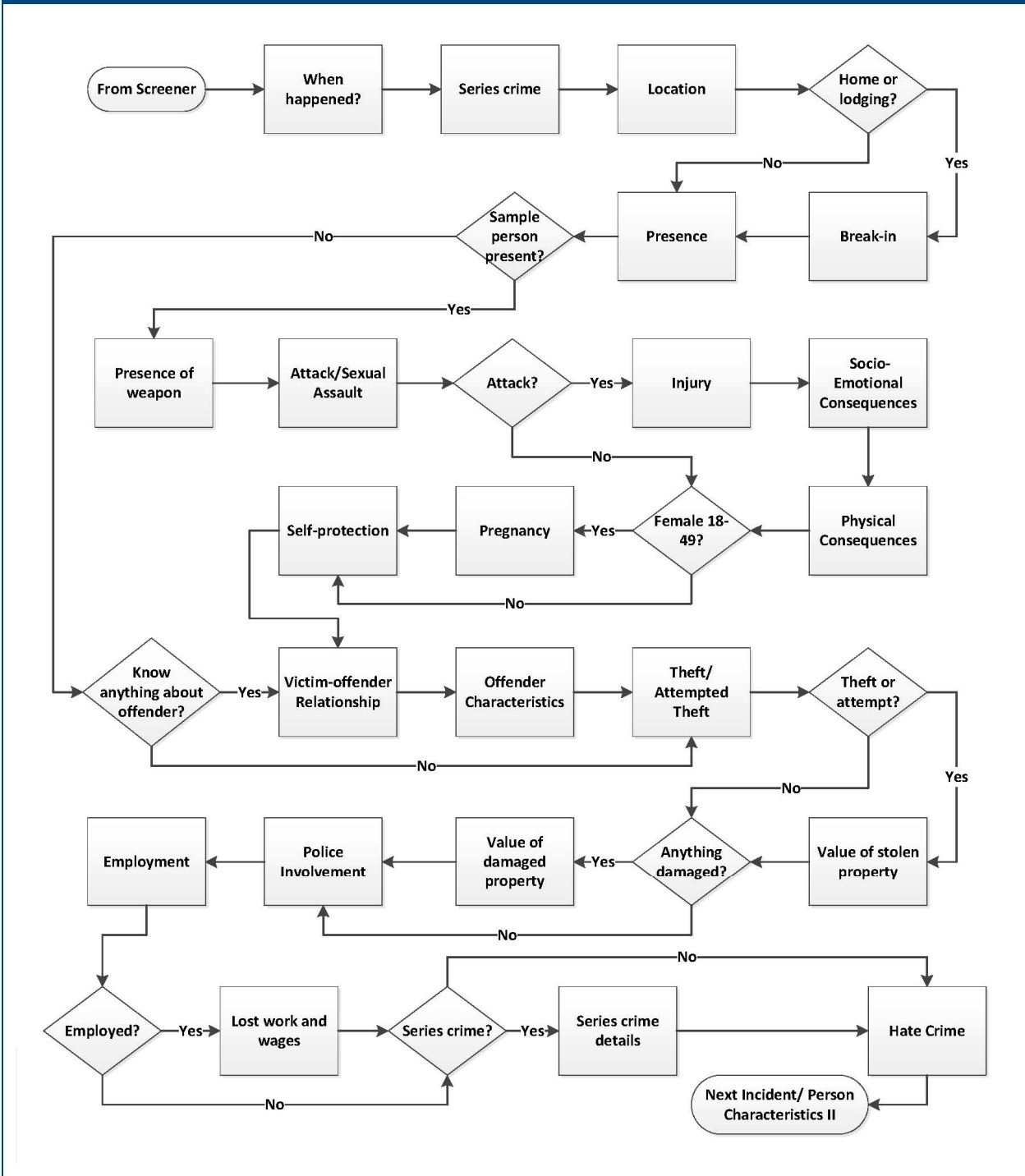
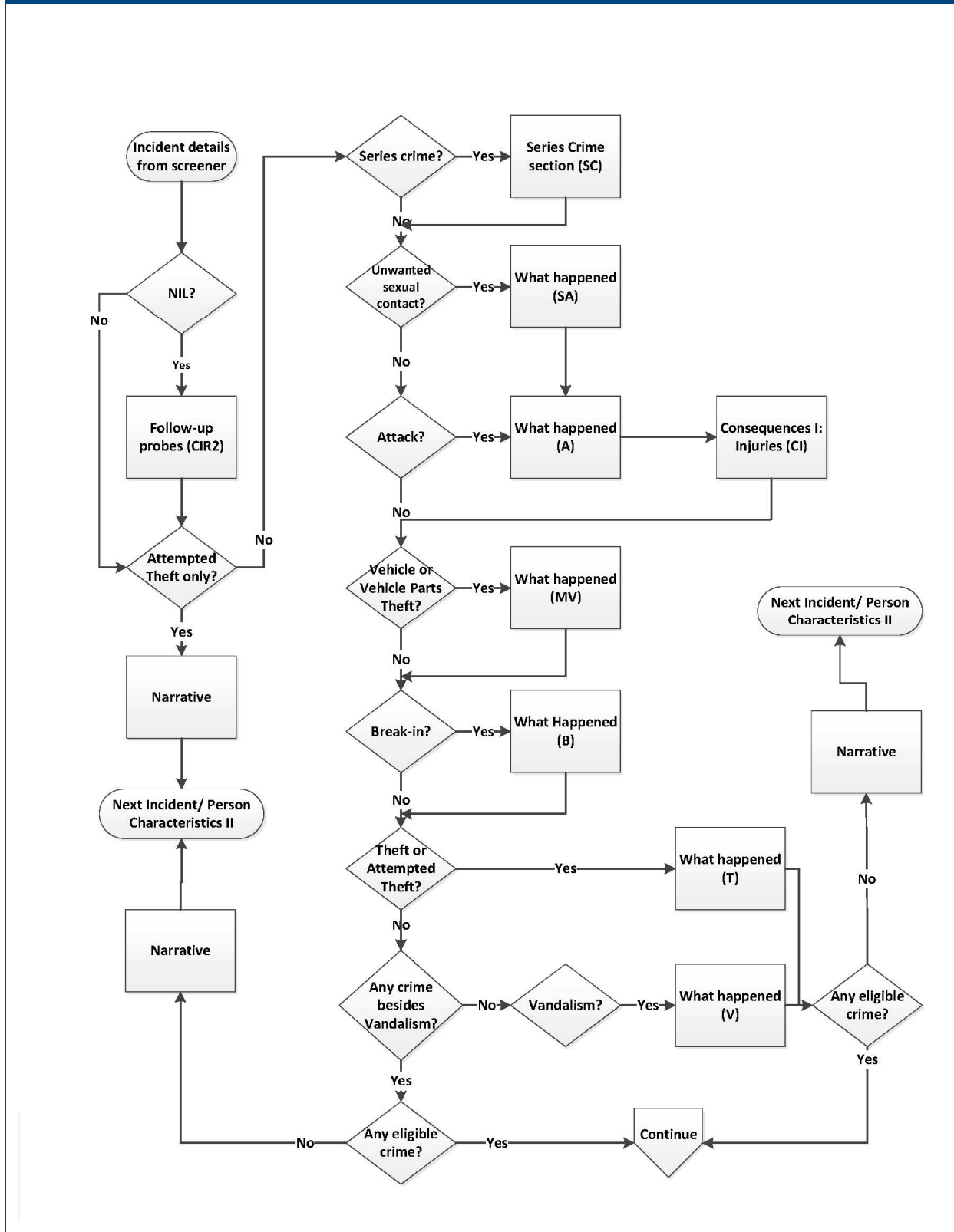


Figure 3-2. Flow of CIR modules required for TOC coding, Condition 2



3.2 Type-of-Crime Coding

A key process for the NCVS is translating survey responses in the CIR into TOC codes. BJS and the Census Bureau have developed a detailed software algorithm that runs against the survey responses and assigns an initial TOC recode. Census coders then review FR-entered summaries of the victimizations along with the initial TOC recode and survey responses. If the summary indicates that a different recode would be more appropriate, the coder changes the survey responses so that the more appropriate recode is assigned. This process is particularly useful when response or interviewer error, such as an incorrect response to the “presence” item, results in applicable questions being skipped.

Westat adapted this process for the Field Test, for both Conditions 1 and 2. Rather than having interviewers summarize reported incidents, interviewers asked respondents to provide a “narrative” in their own words, and audio recorded the responses within the questionnaire program. If a respondent refused to be recorded, the interviewer typed in the respondent’s description. Appendix 4 in the Topline Report (Cantor et al., 2022) includes the Field Test TOC coding hierarchies for Conditions 1 and 2.¹⁵

Where available, audio recordings of the incident summary question were transcribed. These transcriptions, along with any “Other specify” responses and interviewer-typed summaries, were provided to a team of coders. Based on a review of these open-ended answers, the coders identified potential discrepancies between the narrative responses and the survey data. If discrepancies were identified, coders edited the data and/or referred the incident to a senior member of the project team to review. This editing process also included identification of duplicate incidents (both within individual respondent interviews and across household members) and out-of-scope incidents (e.g., theft of property that belonged to an employer). All incidents were independently reviewed by two coders; differences between coders were adjudicated by a senior member of the project team. In some cases, staff listened to the full recordings of interviews to resolve difficult coding issues. Westat staff also consulted with coders from the NCVS survey staff at the U.S. Census Bureau for guidance when they were not clear whether to change the survey data.

The decision to change the survey data was usually based on an explicit narrative response that contradicted the survey response. If something was not explicitly mentioned in the narrative (e.g., type of force, use of a weapon), the data were not changed. Here are examples of contradictions between summary and data:

- If the summary mentioned that something was used as a weapon (e.g., hit with a frying pan) but the relevant survey variable did not indicate weapon presence, coders would edit the data accordingly.
- If the summary indicated that the respondent was a witness to a neighborhood crime and was not a victim, coders would edit the data and remove the incident.

As shown in the lower part of Table 4-2, some 71.7% of Condition 1 incidents reaching the TOC coding process were classified as NCVS crimes, as compared with 79.0% of IL and 82.9% of NIL incidents. This difference between Condition 1 and Condition 2 may be thought of as increased

¹⁵ *National Crime Victimization Survey Redesign Field Test Topline Report* at [National Crime Victimization Survey Redesign Field Test Topline Report: Comparing Condition 1 and Condition 2 by Interleaving Treatment | Bureau of Justice Statistics \(ojp.gov\)](#)

efficiency in the redesigned questionnaire. The last row in Table 4-2 shows the mean number of incidents coded as NCVS crimes per screener respondent. The Condition 2 numbers (0.26 IL and 0.28 NIL) are about 50% higher than the Condition 1 number (0.18), mirroring the relationship between the conditions for mean number of incidents reported in the screener. In other words, the redesigned questionnaire collected about 50% more reported incidents, and about the same proportion wound up coded as NCVS crimes as in Condition 1.

Draft specifications for TOC coding using the Condition 2 questionnaire and changes recommended in this report may be found in Appendix B.

4. Rape and Sexual Assault

Generally, the Instrument Redesign is intended to minimize disruption to time series estimates of victimization. An exception was for the measurement of RSA. The current NCVS items explicitly use the term “rape” and “unwanted sexual contact” without providing any definition. These terms are problematic because victims’ interpretations, especially using the label “rape,” are influenced by extra-legal characteristics such as the relationship between the victim and offender, seriousness of injuries, presence of weapons, and location of the incident. In addition, victims of RSA may have feelings of shame or denial and may not perceive what happened to them as a “rape” (Kruttschnitt et al., 2013; Rasinski, 2012). Finally, the legal definition of what constitutes a rape has changed significantly over the last 50 years, and survey respondents may not be aware of these changes (Fisher & Cullen, 2000; Tracy et al., 2012).

The NCVS’s two-stage strategy to collect and classify other types of crime explicitly avoids legal terms for precisely these reasons. Rape is the exception. Based on recommendations from a National Academy of Sciences panel, as well as on pilot studies sponsored by BJS (Cantor et al., 2021; Krebs et al., 2016), the questions on both the screener and CIR were revised to refer to specific behaviors and tactics that constitute the definition of RSA. These changes reduce the need for respondent judgment in recalling eligible events. In addition, the redesigned questionnaire added questions to both the screener and the CIR about non-vaginal (anal, oral) penetration, as well as situations where the victim could not give consent because of drugs or alcohol.

4.1 Changes to the Rape and Sexual Assault Screener Series

The most extensive change in screener content was for RSA, Condition 1 Q43a and Condition 2 S_07A. The current NCVS asks about “forced or unwanted sexual acts,” but does not define them. The three cues are “someone you didn’t know,” “a casual acquaintance,” and “someone you know well.” For the Field Test, the Instrument Redesign added a definition of “sexual contact,” and four cues to ask about specific kinds of unwanted sexual contact. The hypothesis was that these changes would increase reporting.

Current Screener Questions (Condition 1)

Condition 1 included two screener series that targeted RSA incidents. The first was Q41a:

Q41a. (Other than any incidents already mentioned,) has anyone attacked or threatened you in any of these ways- (Exclude telephone threats)

- a. *With any weapon, for instance, a gun or knife –*
- b. *With anything like a baseball bat, frying pan, scissors, or stick –*
- c. *By something thrown, such as a rock or bottle –*
- d. *Include any grabbing, punching, or choking –*
- e. *Any rape, attempted rape or other type of sexual attack –*
- f. *Any face-to-face threats – OR*
- g. *Any attack or threat or use of force by anyone at all? Please mention it even if you are not certain it was a crime.*

Cue (e) refers to rapes. The second screener series mentioning RSA is Q43a, which asks specifically about “forced or unwanted sexual acts,” with cues listing possible relationships between the offender and victim.

Q43a. Incidents involving forced or unwanted sexual acts are often difficult to talk about. (Other than any incidents already mentioned,) have you been forced or coerced to engage in unwanted sexual activity by

- a. *Someone you didn't know –*
- b. *A casual acquaintance – OR*
- c. *Someone you know well?*

Redesigned Screener Questions (Condition 2)

The Condition 2 screener series for RSA (S_07A) started with a definition, which was worded somewhat differently for persons 12-15 years old and those 16 or older. Both include the relationships from the Condition 1 cues.

S_07a. **For adults:** Sexual contact includes touching of your sexual body parts, or any type of sexual penetration with a body part or object. It also includes making you touch or penetrate someone else. This could have been done by someone you knew well, someone you casually knew, or a stranger, and can happen to both men and women.

S_07a. **For youth:** Sexual contact includes someone touching your private parts, unwanted sex, or making you do these kinds of things to them. This could have been done by someone you know well, someone you casually know, or a stranger, and can happen to both boys and girls.

In the past 6 months....

1. Did anyone touch, grab, or kiss your [**for adults:** sexual body parts against your will/**for youth:** private parts when you didn't want them to] or TRY to do this?

2. Did anyone force you to have sexual contact by holding you down with his or her body, pinning your arms, hitting or kicking you, or using some other type of force—or TRY or THREATEN to do this?
3. Did anyone threaten to physically hurt you or someone close to you if you did not have sexual contact?
4. Did anyone have sexual contact with you—or try to have sexual contact with you—while you were passed out, unconscious, asleep, or unable to consent because you were drunk or high?

The Condition 2 IL screener also included follow-up RSA probes in each of the first six screener series except MV Parts Theft. These probes were asked if (1) an incident was reported in the screener series and (2) the respondent said that the incident included some kind of attack or threat. For the NIL, the parallel follow-up probe (CIR2) was at the beginning of each CIR. In the Field Test, this probe was asked about all incidents except those already reported as RSA. Going forward, the recommendation is that it be asked only if an attack or threat was reported.

Field Test Results

Eight Condition 1 respondents (0.3% of those asked) said “Yes” to Q43a, the Condition 1 screener series asking specifically about RSA.¹⁶ These eight respondents reported a total of 24 incidents, an average of 3.0 incidents per respondent.

Twenty-six Condition 2 respondents said “Yes” to one or more of the cues in S_07A, 0.6% of those asked. Eleven incidents had a “Yes” response to the IL RSA follow-up probe in the Attack series (S_06F); there was only one other “Yes” response to the other IL follow-up probes on RSA. There was also only one “Yes” response to the NIL RSA follow-up probe in CIR2.

The 26 respondents saying “Yes” to one or more cues in S_07A reported 115 incidents¹⁷ in the “How many times?” screener question, an average of 4.4 incidents per respondent. After removing incidents included in series crimes and those above the Condition 2 cap of four incidents per screener series, S_07A yielded a total of 42 expected CIRs. The IL and NIL follow-up probes added 13 expected CIRs, for a grand total of 55 incidents involving unwanted sexual contact heading into the CIR.

4.2 Classification of Rape and Sexual Assault in the CIR

Condition 1 Classification and CIR Questions

Table 4-1 shows the Condition 1 logic for classifying an RSA incident. The respondent first had to say that they were present (Q20a and Q20b). Then, they were asked whether they were attacked (Q24), or if there was an attempted attack (Q25), or a threat (Q26). The Condition 1 CIR did not ask specifically about unwanted sexual contact unless the respondent mentioned it in response to one of the following five field-coded questions, depending on responses to Q24, Q25, and Q26:

¹⁶ Note that an RSA incident could have been reported in any of the Condition 1 screener series.

¹⁷ After applying the Condition 1 cap of 30 incidents per screener series for comparability.

- Q27a. What actually happened? (Asked if there was no attack, attempted attack, or threat reported.)*
- Q28a. How did the offender TRY to attack you?*
- Q28c. How were you threatened?*
- Q29a. How were you attacked?*
- Q31a. What were the injuries you suffered, if any?*

These five questions were used in assigning the RSA TOC codes, along with Q34b, “How many days did you stay in the hospital?” The questions, with their RSA-related responses and frequencies, are also shown in Table A-4, Appendix A.

If a respondent described the encounter as “unwanted sexual contact with force” in Q27a, Q28a, or Q28c, or as rape or attempted rape in Q29a or Q31a, one of these questions followed:

- Q27c. You mentioned some type of unwanted sexual contact with force. Do you mean forced or coerced sexual intercourse including attempts? (Same wording in Q28e.)*
- Q29c. You mentioned rape. Do you mean forced or coerced sexual intercourse? (Same wording in Q31c.)*
- Q29d. You mentioned attempted rape. Do you mean attempted forced or coerced sexual intercourse? (Same wording in Q31d.)*

These questions were not used directly in TOC coding, but positive responses led to recodes that might affect TOC coding. For example, after a positive response to Q27c, the CAPI program would recode Q24 (Attack) to “Yes,” and then Q29a would be asked. In the Field Test, Q27c and Q28e were asked 12 times, with no positive responses. Q29c, Q31c, Q29d, and Q31d were never asked. Unlike the Rape and Unwanted Sexual Contact categories, there is no follow-up for incidents involving threats of sexual intercourse.

TOC Recode 1 (Completed Rape) only required that Q29a or Q31a be answered “Raped.” Similarly, a response of “Tried to rape” in Q29a or Q31a was sufficient to assign TOC Recode 2, Attempted Rape. A third way of assigning TOC Recode 2 required a behavior (“verbal threat of rape”) and an indication of attempted assault. TOC Recodes 3 (Sexual Attack with Serious Assault) and 4 (Sexual Attack with Minor Assault) also required a behavior (unwanted sexual contact) and an indication of assault (for TOC Recode 3) or attempted assault (for TOC Recode 4).

The broad RSA category includes four other TOC recodes, also shown in Table 4-1. TOC Recode 15, Unwanted Sexual Contact without Injury, is a sexual assault incident that does not meet the criteria for any of recodes 1-4. It does, however, involve either sexual assault other than rape or attempted rape, or an attempt or threat with force such as grabbing or fondling. TOC Recode 16, Unwanted Sexual Contact without Force, is a sexual assault incident that does not meet any of the earlier criteria but does involve unwanted sexual contact without force. TOC Recode 18, Verbal Threat of Rape, involves a threatened or attempted attack where there was a verbal threat of rape. TOC Recode 19, Verbal Threat of Sexual Assault, is a threatened or attempted attack where there was a verbal threat of sexual assault.

TOC Recode 90, Unwanted Sexual Contact with or without Force, is not included in the Condition 1 RSA tabulations. TOC Recode 90 is an incident in which the respondent does not report an actual, attempted, or threatened attack (Q24, Q25, Q26), but does report unwanted sexual contact (e.g., grabbing or fondling) when asked what actually happened (Q27a). These incidents are not considered NCVS crimes.

Table 4-1. TOC recodes and descriptions for rape and sexual assault, and CIR items required for coding, Condition 1^a

TOC recode	TOC description	CIR items required
1	Completed Rape	Type of attack (Q29a) = rape OR Type of injury (Q31a) = rape
2	Attempted Rape	Not rape AND <u>At least one of the following:</u> <ul style="list-style-type: none"> • Type of attack (Q29a) = tried to rape • Type of Injury (Q31a) = attempted rape • Type of attempt (Q28a) or threat (Q28c) = verbal threat of rape AND Type of attempt (Q28a) or threat (Q28c) = weapon, shot at, attempted attack with sharp object, attempted attack with other weapon, thrown object, followed or surrounded, tried to hit, slap, knock down or grab
3	Sexual Attack with Serious Assault	Not rape or attempted rape AND <u>At least one of the following:</u> <ul style="list-style-type: none"> • Type of attack (Q29a) = sexual assault other than rape or attempted rape • Type of injury (Q31a) = sexual assault other than rape or attempted rape • Type of attempt (Q28a) or threat (Q28c) = Unwanted sexual contact with force or without force AND <u>at least one of the following:</u> <ul style="list-style-type: none"> • Weapon present (Q23a) = Gun, knife, sharp object, blunt object • Type of injury (Q31a) = attempted rape, knife or stab wounds, knocked unconscious • Type of attempt (Q28a) or threat (Q28c) = weapon present, shot at, attempt with sharp object or with another weapon, thrown object • Type of injury (Q31a) = bruises, black eye and stayed in hospital >1 day (Q34b)
4	Sexual Attack with Minor Assault	Not rape, attempted rape, or sexual attack with serious injury AND Type of attempt (Q28a) or threat (Q28c) = unwanted sexual contact with or without force AND Type of attempt (Q28a) or threat (Q28c) = followed or surrounded, tried to hit, slap, knock down, grab, hold, trip, jump, push, etc.
15 ^b	Sexual Assault without injury	Not rape, attempted rape, sexual attack with serious or minor injury AND <u>one of the following:</u> <ul style="list-style-type: none"> • Type of attack (Q29a) = Sexual assault other than rape or attempted rape • Type of attempt (Q28a) or threat (Q28c) = Unwanted sexual contact with force (grabbing, fondling, etc.)

Table 4 1. TOC recodes and descriptions for rape and sexual assault, Condition 1^a (continued)

TOC recode	TOC description	CIR items required
16 ^b	Unwanted Sexual Contact without Force	Not rape, attempted rape, sexual attack with serious, minor or no injury AND Type of attempt (Q28a) or threat (Q28c) = unwanted sexual contact without force
18 ^b	Verbal Threat of Rape	Not rape, attempted rape, sexual attack with serious, minor or no injury, without force AND Type of attempt (Q28a) or threat (Q28c) = Verbal threat of rape
19 ^b	Verbal Threat of Sexual Assault	Not rape, attempted rape, sexual attack with serious, minor or no injury, without force, verbal threat of rape AND Type of attempt (Q28a) or threat (Q28c) = Verbal Threat of Sexual Assault
90 ^c	Unwanted Sexual Contact with or without Force	Not rape, attempted rape, sexual attack with serious, minor or no injury, without force, verbal threat of rape, verbal threat of sexual assault AND What actually happened (Q27a) = unwanted sexual contact with or without force

^a All recodes require that the victim was reported as being present during the incident.

^b There are other types of crimes that have higher priority than this TOC. Only those related to RSA are listed here. For the complete NCVS-R Field Test Type-of-crime coding hierarchy, see Appendix 4 in *National Crime Victimization Survey Redesign Field Test Topline Report* at <https://www.ojp.gov/pdffiles1/bjs/grants/303980.pdf>.

^c Not an NCVS crime. See *National Crime Victimization Survey, 2016: Technical Documentation* at <https://bjs.ojp.gov/sites/g/files/xyckuh236/files/media/document/ncvstd16.pdf>.

Condition 2 Classification and CIR Questions

Condition 2 had a separate CIR module for incidents identified as including unwanted sexual contact in the screener or at CIR2. Questions in the “What Happened: Rape and Sexual Assault” module are provided in Table A-5, Appendix A, with sample sizes and frequencies from the Field Test. The first question (SA_0) asked if the respondent had experienced unwanted sexual contact. Those who responded “Yes” were then asked a series of questions about the type of sexual contact. SA_1A through SA_1C asked about different types of penetration, while SA_1D asked about other types of sexual contact. Those who reported contact were then asked about tactics used by the offender including (1) physical force (SA_2A); (2) threatening to physically hurt the respondent or someone close to them (SA_2B); (3) being blacked out, unconscious, or asleep (SA_2C); and (4) being drunk or high and unable to consent (SA_2D). If none of these questions about tactics was answered “Yes,” the respondent was asked whether the offender forcibly touched, kissed, grabbed, fondled, or rubbed sexual body parts (SA_2E). This last question was asked because some respondents do not interpret groping and grabbing as use of physical force as described in SA_2A.

The logic of the Condition 2 TOC classification is provided in Table 4-2. To be classified as a TOC Recode 1, Completed Rape, the respondent had to report some type of penetration in SA_1 and any of the tactics in SA_2 (physical force, threat to hurt, unconscious/blacked out, unable to consent because of substance use). For TOC Recode 3, Completed Sexual Assault, the respondent had to report unwanted sexual touching that was not penetration (SA1_D) as the behavior. The requirement for tactics was the same as for Completed Rape, except being unable to consent (SA_2D) was not included and groping or grabbing, from SA_2E, was added.

The Attempted RSA categories applied a similar logic of asking about behavior and tactics. All those who did not report a completed RSA in SA_1 or SA_2 were routed to the items on attempted sexual contact, along with those who did not report unwanted sexual contact at SA_0. The behavior questions asked if the offender had physically tried to do any of the behaviors enumerated in SA_1, including any type of penetration (SA_3A – SA_3C) or touching or kissing body parts (SA_3D). If none of these behavior questions was answered “Yes,” the respondent was asked about verbal threats of penetration (SA_3E) and verbal threats of touching, grabbing, fondling, or kissing sexual body parts (SA_3F).

Respondents reporting attempts or threat were then asked about tactics: physical force (SA_4A_a); threats of physical force against the respondent or someone close to the respondent (SA_4A_b); being blacked out or unconscious (SA_4A_c); and being drunk or high and unable to consent (SA_4A_c).

For an incident to be classified as TOC Recode 2, Attempted Rape, one of the items on physical attempts at penetration had to be answered “Yes” (SA_3A – SA_3C), and one of the following conditions met:

1. Physical force was reported (SA4_A_a), OR
2. There was a threat of harm against the respondent or someone they know (SA_4A_b) AND The respondent evaluated the threat of rape as likely to be carried out (SA_4c) AND The threat was made face-to-face (SA_4Ca1) OR

Table 4-2. TOC recodes and descriptions for rape and sexual assault and related incidents, Condition 2

TOC recode	TOC description	Behavior	Tactic
1	Completed Rape	Vaginal, oral, anal, or digital penetration or penetration with an object	Physical force, threatened harm, blacked out or unconscious, unable to consent
2	Attempted Rape	Attempted vaginal, oral, anal, or digital penetration or attempted penetration with an object	Physical Force, face-to-face threat of harm that respondent reported was likely to happen, blacked out, unconscious, (unable to consent because drunk or high and offender did not stop when told 'no')
3	Completed Sexual Assault	Unwanted sexual contact such as touching or kissing sexual body parts, grabbing, fondling, or rubbing in a sexual way	Physical force, threatened harm, blacked out or unconscious
4	Attempted Sexual Assault	Attempted unwanted sexual contact such as touching or kissing sexual body parts, grabbing, fondling or rubbing in a sexual way	Physical Force, face-to-face threatened harm that respondent reported was likely to happen, blacked out, unconscious
18	Verbal Threat of Rape	Verbally threatened vaginal, oral, anal, or digital penetration or penetration with an object	Physical Force, face-to-face threat of harm that respondent reported was likely to happen, blacked out, unconscious
19	Verbal Threat of Sexual Assault	Verbally threaten unwanted sexual contact such as touching or kissing, sexual body parts, grabbing, fondling or rubbing in a sexual way	Physical Force, face-to-face threatened harm that respondent reported was likely to happen, blacked out, unconscious
91	Coerced Penetration	Vaginal, oral, anal, or digital penetration or penetration with an object	Non-physical pressure such threatening to cause financial or other problems, threats to break up, threats to ruin subject's reputation or promising rewards
92	Coerced Sexual Contact	Unwanted sexual contact such as touching or kissing sexual body parts, grabbing, fondling, or rubbing in a sexual way	Non-physical pressure such as threatening to cause financial or other problems, threats to break up, threats to ruin subject's reputation or promising rewards

3. The respondent was unconscious or blacked out when the attempt was made (SA_4A_c) OR
4. The respondent was unable to consent because of drugs or alcohol (SA_4A_d) AND the offender did not stop when told to by the respondent (SA_4B2).

A similar set of criteria drove TOC Recode 4, Attempted Sexual Assault. The respondent had to report an attempt to touch, grab, fondle or kiss sexual body parts (SA_3D) and meet one of the following conditions:

1. Physical force was reported (SA_4A_a) OR
2. There was a threat of harm against the respondent or someone they knew (SA_4A_b) AND The respondent evaluated the threat of sexual touching as likely to be carried out (SA_4c) AND The threat was made face-to-face (SA_4Ca1) OR
3. The respondent was unconscious or blacked out when the attempt was made (SA_4A_c).

An incident was considered TOC Recode 18, Verbal Threat of Rape, if the offender threatened to rape the respondent (SA_3E) and one of the following conditions was met:

1. Physical force was reported (SA_4A_a) OR
2. There was a threat of harm against the respondent or someone they knew (SA_4A_b) AND The respondent evaluated the threat of rape as likely to be carried out (SA_4c) AND The threat was made face to face (SA_4Ca1) OR
3. The respondent was unconscious or blacked out when the threat was made (SA_4A_c).

An incident was considered TOC Recode 19, Verbal Threat of Sexual Assault, if the offender threatened to touch or kiss the respondent's sexual body parts (SA_3F) and one of the three conditions immediately above was met.

The TOC logic for Condition 2 includes Recodes 91 and 92, for Coerced Penetration and Coerced Sexual Contact, respectively. These recodes are not included in the definition of RSA. If a respondent reported some type of sexual contact in SA_1A – SA_1F, but did not report physical force, incapacitation, or inability to consent, they were asked:

SA_2F. Did the offender use some other type of pressure, such as threatening to cause financial or other problems for you, threatening to break up with you, threatening to hurt your reputation, or promising rewards?

The intent was to capture incidents that did not meet the legal standards of a rape or sex but might be considered misconduct using other criteria (e.g., harassment).

Draft specifications for TOC coding of RSA incidents may also be found in Appendix B.

Review of Incidents Involving Unwanted Sexual Contact

Field Test coders reviewed respondent narratives for all types of victimizations as part of the TOC coding process. Incidents involving unwanted sexual contact underwent an additional review by two researchers experienced with collecting RSA data. They reviewed all cases that had a TOC

classification indicating an RSA by the above rules, as well as cases that had not been classified as RSA but with some indication that unwanted sexual contact may have occurred. Condition 1 incidents included those coded into one of the RSA-related TOC categories in Table 4-1 and any incident where the respondent said they were sexually assaulted in the screener that was not assigned a TOC RSA Recode. Condition 2 eligible incidents included any with an affirmative response to unwanted sexual contact in the screener or the follow-up probes, which meant that they went through the RSA CIR module.

The researchers reviewed 83 Field Test incidents, 31 from Condition 1 and 52 from Condition 2. They listened to the full audio recordings (where available), reviewed relevant survey responses, and compared the qualitative responses provided in narratives and open-ended (“other specify”) questions to look for inconsistent reporting of behaviors and tactics. When they found an inconsistency, they discussed the findings and determined together whether the narrative contained enough information to change the TOC classification assigned by the closed-ended responses and initial coder review.

Recordings were available for 26 of the 31 Condition 1 incidents, and narratives for 20. Condition 2 recordings were available for 42 of 52 incidents, and narratives for 35.

Of the 31 Condition 1 incidents reviewed (Table 4-3), 10 were classified as RSA by the TOC algorithm and initial coder review. The researchers’ review shifted seven incidents from non-RSA to RSA and one from RSA to non-RSA. Thus, after the researchers’ review, 16 incidents (51.6% of those reviewed) were classified as RSA as defined by the NCVS.¹⁸ Of the 52 Condition 2 incidents that went through the RSA CIR module, two shifted from non-RSA to RSA and none moved in the other direction, leaving 33 (63.5%) classified as RSA.

	Condition 1	Condition 2
1. Initial classification as RSA^a	10	31
2. Initial classification as not RSA^b	21	21
3. Total reviewed	31	52
4. Recoded from RSA to non-RSA	1	0
5. Recoded from non-RSA to RSA	7	2
6. Final classification as RSA^c	16	33

^a Assigned one of the codes between 1 and 19 in Table 4-1 or 4-2 by the TOC algorithm and initial coder review.

^b Assigned one of the other TOC codes but unwanted sexual contact reported in the screener or CIR2 (Condition 2).

^c Row 3 minus Row 4 plus Row 5.

Table 4-4 provides the final TOC recode distribution of the 31 reviewed Field Test incidents, including recodes that involve unwanted sexual contact but are not included in the definition of RSA. For Condition 1, 25 incidents wound up with a sexual contact TOC recode, 16 of which are considered RSA by NCVS rules. The remaining six Condition 1 incidents were assigned TOC Recode 99, Not an NCVS Crime, and are not shown in Table 4-4.

For Condition 2, 34 incidents were assigned a sexual contact TOC recode, all but one of which met the RSA definition. Of 18 incidents reviewed but not classified as sexual contact, one was classified

¹⁸ This total excludes incidents classified as Unwanted Sexual Contact with or without Injury (TOC Recode 90).

as TOC Recode 10, Attempted Robbery without Injury, and the others were classified as TOC Recode 99, “Not an NCVS Crime.”

Table 4-4. Unweighted frequencies of incidents assigned a TOC recode involving unwanted sexual contact, Condition 1 and Condition 2 IL and NIL

TOC recode	TOC description	Condition 1	Condition 2		
			IL	NIL	Total
1	Completed Rape	0	6	7	13
2	Attempted Rape	1	3	2	5
3	Sexual Attack with Serious Assault (C1) Completed Sexual Assault (C2)	0	6	7	13
(3.5) ^a	Undetermined Rape or Sexual Assault (C1 only)	5	N/A	N/A	N/A
4	Sexual Attack with Minor Assault (C1) Attempted Sexual Assault (C2)	0	0	0	0
15	Sexual Assault without injury (C1 only)	8	N/A	N/A	N/A
16	Unwanted Sexual Contact Without Force (C1 only)	0	N/A	N/A	N/A
18	Verbal Threat of Rape	2	2	0	2
19	Verbal Threat of Sexual Assault	0	0	0	0
(90)	Unwanted Sexual Contact with or without injury (C1 only)	9	N/A	N/A	N/A
(91)	Coerced Penetration (C2 only)	N/A	0	1	1
(92)	Coerced Sexual Touching (C2 only)	N/A	0	0	0
	Total number of incidents with TOC recode ^b	25	17	17	34
	Total number of NCVS RSA crimes ^c	16	17	16	33

Source: 2019-2020 NCVS-R Field Test.

^a TOC Recode 3.5 was added during analysis of the Field Test for incidents where there was insufficient information to decide between TOC Recodes 3 and 4.

^b Sum of all preceding rows.

^c Sum of TOC Recode rows 1 through 19.

4.3 Condition 1 Measurement Issues

There were many more issues with identifying and classifying sexual contact incidents in Condition 1 than in Condition 2. Because many of the problems with this instrument have been discussed elsewhere (Cantor et al., 2021), they are summarized here.

1. **Presence (Q20a and Q20b).** These questions are prone to interviewer and respondent error. Respondents say “No” because of misinterpretation or misunderstanding. If Q20a is answered “No,” or if Q20b is marked as not including the respondent, none of the questions related to classifying RSA are administered. In the Field Test, this misunderstanding happened with two respondents reporting incidents involving unwanted sexual contact. One of these respondents reported five different incidents that were caught in the review (from recordings).
2. **Coding Errors in the Attack Questions (Q24–Q32b).** Responses to these questions are used to classify the incident as RSA. They are field coded by the interviewer. The Field Test review found several errors in the coding, either because the interviewer used the wrong code or because the respondent misunderstood the question.

3. **No Allowance for Incidents Involving Being Unable to Consent.** Neither the screener nor the CIR asked about this type of tactic. One Field Test respondent reported blacking out while having sexual relations. This incident was not classified as RSA.
4. **Phrasing of Attack Questions.** Incidents were primarily classified as RSA if respondents said “Yes” to one of a series of questions asking if they were “attacked” (e.g., “Did the offender hit you, knock you down, or attack you in any other way?”). One incident in Condition 1 seemed to involve forceful sexual touching, but the CIR classified it as unwanted sexual contact because the respondent did not consider it an attack.

The high false-negative rate (7 of 21 reviewed incidents with recordings not initially classified as RSA changed to RSA) reflects the problems described earlier in this section. The most impactful example is one respondent who misunderstood the Presence question and skipped the RSA items on the CIR. This person provided a narrative describing five different incidents that followed the same pattern. However, the narrative did not allow full classification because of ambiguities in the description. This case accounts for five of the seven incidents that shifted to RSA. Similarly, the open-ended attack questions asking interviewers to code descriptions into categories led to errors identified by the narrative review.

Some of the above issues could be addressed in processing the survey data and reviewing the narratives and recordings. This approach takes time and is dependent on the amount of information available. A significant number of respondents did not provide narratives in the Field Test, and among those who did, the information was not always complete. In the current NCVS, the FR enters the narrative, and it is subject to the same shortcomings.

4.4 Condition 2 Measurement Issues

Overall, the Condition 2 RSA questions worked as intended. By asking closed-ended questions about specific behaviors and tactics, the Condition 2 CIR module reduced the need for interviewer and respondent judgments in key items. As shown in Table 4-3, only two incidents were recoded as RSA during the review. One of these changes was a respondent who reported an incident classified as RSA and then said that another incident had occurred, describing it as “Same as previous,” but an additional CIR was not completed. The other case was a male who described the incident as “grabbed my genitals.” This information was not in the CIR (only in the recording), so the incident was recoded to RSA.

The use of explicit language in these items raised the possibility that respondents would react negatively, either by skipping the item, dropping out of the survey or, at least, complaining to the interviewer. As noted in the Topline Report (Cantor et al., 2021), the amount of item-missing data in the screener and CIR RSA modules was not abnormally high. The RSA cues had the highest rate of missing data in the Condition 2 screener, but it was only around 1%. Also, the rate of missing responses in the What Happened: RSA CIR module was similar to that of other “What Happened” modules. Coders listening to recordings did not hear a significant number of respondents objecting to these items.

Several Condition 2 CIR questions were problematic, however, for both administration and comprehension. One asked about the direction of the assault:

SA_1F. You said that there was {Description} that you did not want to happen. Did the offender penetrate or touch YOUR sexual body parts, were you forced to penetrate or touch the OFFENDER'S sexual body parts, or did BOTH happen?

Respondents had difficulty understanding this question and often asked for it to be repeated. In some cases, they answered “Yes” or “No” rather than indicating the direction of the penetration. In some cases, the interviewer miscoded the answer, using code 3 for “No” instead of “Both,” or leaving the screen without entering a response rather than probing for an appropriate response. Here are four examples:

1. The respondent answered “No.” The interviewer repeated the question and the respondent said no again. The interviewer went to the next screen without entering a response.
2. The respondent answered “Yes” and then changed her answer to “Not sure.”
3. The respondent was confused and asked for the question to be repeated. Her answer was “No, that’s not right,” but the interviewer coded it as 3 (“Both”).
4. The respondent was confused. The interviewer repeated the question, and then the respondent answered, “The first one.”

The primary issue with this question is that it asks about multiple behaviors in a single question. The result was that respondents answered “Yes” or “No” depending on which behavior they heard.

A second problematic set of questions asked respondents whether and when the offender stopped after the respondent said “no:”

SA_4B1. Did you tell the offender “no,” “stop,” or that you did not want this to happen?

SA_4B2. When you said this, did the offender stop?

The primary issue is that question SA_4B1 overly simplifies a sequence of actions that can be difficult to account for in a single question. For example, in several instances, the offender stopped “eventually” but not immediately. In one case, the respondent was confused and just said “Eventually.” The interviewer had to probe to get a “Yes” or “No” answer. Another respondent said “Yes” to this question, but the narrative indicates that the behavior was stopped because the offender was pulled off the respondent.

4.5 Field Test Rates of Rape, Sexual Assault, and Unwanted Sexual Contact

As published in the Topline Report (Cantor et al., 2022), Condition 2 had much a higher rate of RSA than Condition 1. The overall RSA victimization rate for Condition 2 (Table 4-5) is approximately three times higher than that for Condition 1 (15.1 vs. 4.7 per 1,000 persons). This difference is not statistically significant (Condition 1 vs. Condition 2; $p < .11$). The IL rate is lower than the NIL rate (9.7 vs. 20.5); this difference is also not statistically significant. The rates for Rape between the IL and NIL are approximately equal (6.3 vs. 7.1). The difference between the overall RSA IL and NIL rates (3.4 vs. 13.4) is due to higher NIL Sexual Assault rates. This difference is not statistically significant, however.

Table 4-5. Rape or sexual assault victimization, by type, Condition 1, Condition 2, Condition 2 IL and NIL

Type of crime	Condition 1		Condition 2					
	Unwtd number	Rate per 1,000	Total		IL		NIL	
			Unwtd number	Rate per 1,000	Unwtd number	Rate per 1,000	Unwtd number	Rate per 1,000
Rape and Sexual Assault	16	4.7	33	15.1	17	9.7	16	20.5
Rape^a	3	0.7	20	6.7*	11	6.3*	9	7.1
Sexual Assault^b	8	2.4	13	8.4	6	3.4	7	13.4
Rape or Sexual Assault Unspecified^c	5	1.6	N/A	N/A	N/A	N/A	N/A	N/A

Source: 2019-2020 NCVS-R Field Test.

Rate is per 1,000 persons age 12 or older.

^a Rape includes TOC Recodes 1, 2, and 18.

^b Sexual Assault includes TOC Recodes 3, 4, 15, 16, and 19.

^c Rape or Sexual Assault Unspecified includes incidents with insufficient information to assign a TOC Recode specific to either Rape or Sexual Assault.

* Significantly different from Condition 1, $p < .10$.

No Completed Rapes or Completed Sexual Assaults were reported in Condition 1. A single Condition 1 interview had five incidents classified as “Unspecified Rape or Sexual Assault.” This respondent mistakenly skipped over the relevant CIR items. Most of the Condition 1 incidents that went through the RSA CIR module were sexual assaults.

Evaluating the RSA changes from Field Test results is limited by a relatively small sample size, the low rate of RSA in the general population, and a high concentration of incidents per victim. A total of four individuals reported the 16 Condition 1 RSA incidents. Two respondents reported thirteen of these incidents. Twenty-two respondents reported 51 Condition 2 RSA incidents. Twenty of these were reported by two respondents as series crimes. With such small sample sizes, the handful of respondents reporting multiple incidents can distort the victimization rates, leading to statistically unreliable estimates. For example, for Condition 1, the ratio of the standard error to the mean (or coefficient of variation [CV]) is 60%. The high CV is a result of the high concentration of incidents per victim. A similar but less severe issue occurs for the Condition 2 rate. The CV for this estimate is 38%, which is large by most standards.

Another way to evaluate the results is to look at the percentage of individuals who report at least one victimization. This measure, called the prevalence rate, discounts the contribution of respondents reporting multiple incidents. While prevalence ignores the repeat nature of RSA, it does provide a more reliable measure. The Condition 1 and Condition 2 prevalence rates for RSA (Table 4-6) are statistically different (0.14 vs. 0.61; $p < .05$). There is no difference between the IL and NIL treatments.

Table 4-6. Percent of persons who were victims of rape or sexual assault by type, Condition 1, Condition 2, Condition 2 IL and NIL

Type of crime	Condition 1		Condition 2					
	Unwtd number	Wtd percent	Total		IL		NIL	
			Unwtd number	Wtd percent	Unwtd number	Wtd percent	Unwtd number	Wtd percent
Rape and Sexual Assault	4	0.14	22	0.61**	11	0.57*	11	0.64**
Rape ^a	1	0.02	12	0.28**	7	0.35*	5	0.21*
Sexual Assault ^b	2	0.09	12	0.37**	5	0.28	7	0.45**
Rape or Sexual Assault Unspecified ^c	1	0.03	N/A	N/A	N/A	N/A	N/A	N/A

Source: 2019-2020 NCVS-R Field Test.

Rate is per 1,000 persons age 12 or older.

^a Rape includes TOC Recodes 1, 2, and 18.

^b Sexual Assault includes TOC Recodes 3, 4, 15, 16, and 19.

^c Rape or Sexual Assault Unspecified includes incidents with insufficient information to assign a TOC Recode specific to either Rape or Sexual Assault (TOC Recode 3.5).

* Significantly different from Condition 1, $p < .10$.

**Significantly different from Condition 1, $p < .05$.

RSA includes both completed and non-completed acts classified as threats or attempts. As noted at the beginning of this section, prior research has found that measuring RSA attempts and threats is difficult (Cantor et al., 2021). Threats, in particular, require respondent judgments that may not line up with legal standards. A respondent may be justifiably frightened by a verbal threat, for example, but if the situation is not objectively credible (e.g., in a busy public area), then it may not be considered a crime. For Condition 1, the interviewer has to code a response from an open-ended question into one of a wide array of sexual and non-sexual behaviors. With respect to threats, interviewers are instructed to determine if the threat is credible. (See NCVS Interviewing Manual for Field Representatives,¹⁹ pp. B4-70 and B4-71, for example.) They also need to determine if the threat was made in person.

For Condition 2, an Attempted Rape required that a respondent report that the offender attempted specific sexual penetration behaviors. If the attempt included physical force or the respondent was unconscious, the incident was classified as an attempt. If a respondent reported a threat of harm, they were asked how likely they thought it was that the act would be completed. If the respondent believed the act to be likely and the threat was made in person, the incident was classified as an attempt. If the respondent was not incapacitated but was unable to consent because of drugs or alcohol and the offender did not stop when the victim objected to the advance, the incident was considered an attempt.

A similar logic was used to determine threats, except that it began with a threat of sexual assault rather than an attempt to carry out the assault. In addition, being unable to consent because of drugs or alcohol did not enter into the decision to classify the incident as a threat.

¹⁹ <https://bjs.ojp.gov/sites/g/files/xyckuh236/files/media/document/manual2019.pdf>

The comparative distribution of completed, attempted, and threatened incidents is shown in Table 4-7. The unspecified incidents were the only Condition 1 incidents classified as completed. About half of Condition 2 Rapes classified as completed, with the rest being attempts or threats. All of the Condition 2 Sexual Assaults classified as completed. The question of whether the respondent thought the attack was likely was administered four times. In all of these cases, the respondent said the threat was at least somewhat likely. In one of these incidents, the threat was not made in person, and it was not counted as RSA. In another incident, the verbal threat was overridden by a higher priority TOC recode.

Table 4-7. Rate per 1,000 population of completed, attempted, and threatened rape or sexual assault, Condition 1, Condition 2, Condition 2 IL and NIL

Type of crime	Condition 1		Condition 2					
	Unwtd number	Rate per 1,000	Total		IL		NIL	
			Unwtd number	Rate per 1,000	Unwtd number	Rate per 1,000	Unwtd number	Rate per 1,000
Rape and Sexual Assault	16	4.7	33	15.1	17	9.7	16	20.5
Rape^a	3	0.7	20	6.7**	11	6.3*	9	7.1
Completed	0	0.0	13	4.9**	6	3.6*	7	6.2
Attempted	1	0.2	5	1.3	3	1.7	2	0.9
Threatened	2	0.4	2	0.5	2	0.9	0	0.0
Sexual Assault^b	8	2.4	13	8.4	6	3.4	7	13.4
Completed	1	0.6	13	8.4	6	3.4	7	13.4
Attempted	7	1.8	0	0.0	0	0.0	0	0.0
Threatened	0	0.0	0	0.0	0	0.0	0	0.0
Rape or Sexual Assault Unspecified^c	5	1.6	N/A	N/A	N/A	N/A	N/A	N/A

Source: 2019-2020 NCVS-R Field Test.

Rate is per 1,000 persons age 12 or older.

^a Rape includes TOC Recodes 1, 2, and 18.

^b Sexual Assault includes TOC Recodes 3, 4, 15, 16, and 19.

^c Rape or Sexual Assault Unspecified includes incidents with insufficient information to assign a TOC Recode specific to either Rape or Sexual Assault (TOC Recode 3.5).

* Significantly different from Condition 1, $p < .10$.

**Significantly different from Condition 1, $p < .05$.

Condition 2 included incapacitation (blacked out, unconscious, asleep) and being unable to consent because of alcohol or drugs as tactics defining RSA. None of the Sexual Assaults involved this tactic (data not shown). Table 4-8 shows the percentage of Rapes by the type of tactic reported. The vast majority of the Rapes (84%) involved force of some type. The remaining 16% were committed when the victim was unconscious, blacked out, or asleep. None of the Rapes involved being unable to consent because they were too drunk or high.

Table 4-8. Unweighted percent of rapes by completion status and type of tactic, Condition 2

Tactic	Completed	Attempt	Threat	Total
Force	63%	14%	7%	84%
Unconscious, blacked out, asleep	10%	6%	0%	16%
Unable to consent	0%	0%	N/A	0%
Total	73%	20%	7%	100%

Source: 2019-2020 NCVS-R Field Test.

Percent is unweighted percentage of all Condition 2 incidents classified as Rape.

As shown in Table 4-3, 52 Condition 2 incidents went through the RSA CIR module, with 33 classified as RSA. The other 19 involved unwanted sexual contact but did not meet the definition of RSA. Table 4-9 shows weighted estimates of unwanted sexual contact not meeting the NCVS definition of RSA as described in Tables 4-1 and 4-2. For unwanted sexual contact not classified as RSA, the overall rate is estimated as 4.5 per 1,000 population. Almost three-quarters of these incidents were classified as unwanted completed acts of penetration or sexual contact.

For completed acts where the victim did not report a tactic that qualified as RSA, a follow-up question asked whether the offender applied non-physical pressure, such as threatening some type of punishment (e.g., financial repercussions) or a reward. Of the completed acts, 2.1 per 1,000 population involved this type of non-physical pressure to submit to penetration. The remainder of completed acts, both unwanted penetration and unwanted sexual contact, involved other reasons the sexual contact was unwanted.

Table 4-9. Number and rate of unwanted sexual contacts not classified as rape or sexual assault* by behavior and tactic, Condition 2

Completion status and type of contact	Unweighted number	Weighted number	Rate per 1,000
Other unwanted sexual contact	10	1,200,738	4.5
Completed	7	908,671	3.4
Penetration by non-physical pressure [†]	1	558,973	2.1
Other Unwanted Penetration	4	223,700	0.8
Sexual Contact by non-physical pressure	0	0	0.0
Other Unwanted Sexual Contact	2	125,999	0.5
Attempted	1	125,307	0.5
Unwanted Penetration	0	0	0.0
Unwanted sexual touching	1	125,307	0.5
Threatened	2	166,760	0.6
Unwanted Penetration	2	166,760	0.6
Unwanted sexual touching	0	0	0.0

Source: 2019-2020 NCVS-R Field Test.

Rate is weighted rate per 1,000 persons age 12 or older.

* Includes incidents that were not classified as Rape or Sexual Assault but did involve unwanted sexual contact.

[†] Non-physical pressure includes non-physical threats or promise of rewards.

4.6 Discussion and Post-Field Test recommendations

The redesigned RSA questions generally performed as intended. Condition 2 elicited three times as many RSA incidents and victims as Condition 1, although this difference is not statistically significant. A review of the narratives and recordings generally confirmed that the classifications from the CIR conformed to the intended definitions. More problems arose from the CIR questions for Condition 1 and use of the current method of classification. For Condition 1, a significant number of incidents were originally not classified as RSA because either the respondent or the interviewer misunderstood the relevant CIR items.

One potential concern with the redesigned CIR items was that the explicit nature of the items might lead to break-offs or respondent complaints. There is no evidence of break-offs, complaints, or problems because of the explicit language, and there were no reports of complaints by parents about administering the survey to children. However, the conditional response rate for interviewing youth was relatively low (34.4% Condition 1 and 34.5% Condition 2). Virtually all of the nonresponse was from parents not providing consent. Written parental consent was requested before the parent or guardian had done their own interview, so they did not know the specific questions that would be asked. The parental consent form and interviewer script did not mention questions about unwanted sexual contact. Thus, there is no indication that the low rate of parental consent was related to the RSA topic.

The redesigned CIR questions seemed to distinguish among the behaviors and tactics that qualify as RSA. Most of the incidents involved some type of force. Attempts and threats were found to meet the intended definitions. Similarly, the CIR items did allow classification of a significant number of incidents as unwanted sexual contacts rather than as RSA.

Condition 2 included several problematic questions that interviewers had to explain or respondents stumbled over, including the direction of the assault and whether the offender stopped after the respondent said no. These questions were modified after the Field Test and subjected to cognitive testing. Going forward, only respondents reporting some type of penetration should be asked about the direction of the assault. The question should also be broken into two parts, starting with the more common behavior (“Did the offender penetrate YOUR sexual body parts?”), followed by the opposite direction (“Were you (also) forced to penetrate the offender’s body parts?”). For the question about whether the offender stopped after being told to do so, the answer categories should be expanded to include three possibilities: stopping immediately, stopping after being told more than once, and not stopping at all.

5. Attack and Threatened Attack

Non-sexual violent victimization was generically referred to as “Attack” in developing the redesigned NCVS questionnaire. BJS typically reports this group of crime types under the headings of Robbery, Aggravated Assault, and Simple Assault. Together with RSA, they comprise the broad category of violent crime. Table 5-1 shows the specific TOC recodes associated with Robbery, Aggravated Assault, and Simple Assault.

Table 5-1. Condition 2 TOC recodes and descriptions for robbery, aggravated assault, and simple assault

TOC recode	TOC description	Recode description
Robbery		
05	Completed Robbery with Injury from Serious Assault	Reported attack or threatened attack and (serious injury or minor injury plus weapon or other reported injury plus hospital stay) and reported stolen vehicle, vehicle parts, theft of something else
06	Completed Robbery with Injury from Minor Assault	Reported attack or threatened attack and minor injury and reported stolen vehicle or vehicle parts or theft of something else
07	Completed Robbery without Injury	Reported attack or threatened attack and shot at but missed or tried to stab or cut, thrown something at, followed, tried to choke, hit, slap or other attack or was threatened face to face and vehicle or vehicle parts or something else stolen
08	Attempted Robbery with Injury from Serious Assault	Reported attack or threatened attack and (serious injury or minor injury plus weapon or other reported injury plus hospital stay) and attempted theft of vehicle, vehicle parts, or something else
09	Attempted Robbery with Injury from Minor Assault	Reported attack or threatened attack and minor injury and no stolen vehicle or vehicle parts or attempted theft and nothing stolen
10	Attempted Robbery without Injury	Reported attack or threatened attack and shot at but missed or tried to stab or cut, thrown something at, followed, tried to choke, hit, slap or other attack or was not threatened by phone, online or other way and attempted theft and nothing was stolen
Aggravated Assault		
11	Aggravated Assault Completed with Injury	Reported attack or threatened attack and (serious injury or minor injury plus weapon or other reported injury plus hospital stay) and no vehicle, vehicle parts, nor anything else stolen
12	Attempted Aggravated Assault with Weapon	Reported attack or threatened attack with weapon and was hit with gun or other object or shot at but missed or tried to stab or cut, thrown something at, followed, tried to choke, hit, slap or other attack or was threatened face to face
13	Threatened Assault with Weapon	Reported threatened attack with weapon
Simple Assault		
14	Simple Assault Completed with Injury	Reported attack or threatened attack and minor injury and no vehicle, vehicle parts, or anything stolen
17	Assault without Weapon without Injury	Reported attack or threatened attack through followed, tried to choke, hit, slap, grab, hold, trip, jump or push, threw something at you, or some other way with no weapon
20	Verbal Threat of Assault	Verbal threat of attack delivered face to face, no weapon present

The Condition 2 modules needed to assign this set of TOC recodes are the Attack, MV Theft, and Theft “What Happened” modules, Consequences I: Injury, and Presence. In Condition 1, the respondent was first asked whether they were present during the incident. Only if they answered that they were present were they asked questions needed to assign a violent crime code. In Condition 2, presence was assumed if the respondent reported an attack in the screener or at CIR2. The Presence module was asked only if the incident was not reported as a violent crime. A post-Field Test recommendation is to add the Attack module questions on the use of a weapon and the

Injury module questions to the Presence module, to be asked if the respondent reports being present during an incident that was not previously flagged as a violent crime. See Chapter 11 for more on the Presence module.

5.1 Instrument Redesign Modifications to Questions about Attacks

Table A-6, Appendix A, displays questions in the Field Test Condition 2 “What Happened: Attack” module, in the order they appeared. The corresponding questions in the Condition 1 CIR are shown in the second column.²⁰ Table A-6 also includes a description of who was asked each question (the Universe), the number of Field Test respondents asked, and the unweighted percentage of respondents choosing each response option. For questions where more than one response may be selected, these percentages may add up to more than 100.

The remainder of this section will present the Field Test questions and discuss changes from the current NCVS, the reason for such changes, and post-Field Test changes. The following question was added for incidents where the Attack was identified in a follow-up probe that did not distinguish between attacks and threats:

- A0. Did someone actually attack you, try to attack you, or threaten to attack you during this incident?

Attacked/Tried to attack
Threatened to attack

A similar question was part of the Attack screener series, and was asked when both the attack and threat cues were answered “Yes.” A large majority (75.7%) of the incidents where A0 was asked were marked as threats, in which case the following question appeared:

- A8. Were you threatened face to face, by phone or text, online (such as by email or social media), or in some other way?

Face to face
By phone or text
Online
Some other way

There is no corresponding question in the current NCVS. Census FRs are trained to disregard threats not delivered “verbally and face to face,” and those that do not “involve the potential for physical harm to the respondent.” The intent of this question was to relieve the FR of this responsibility. Most (96.4%) of the incidents where this question was asked were marked as face-to-face threats; respondents could choose more than one response.

- A1. {You said someone {attacked or tried to attack you}{threatened to attack you} during {this/the} incident {in {MONTH}/in the past 12 months}.} {Just to confirm,

²⁰ The sequence of these questions may be inferred from the question numbers, which is not the case for Condition 2 because question numbers did not change when the question sequence was changed during development.

did/Did} the offender(s) have a weapon such as a gun or knife, or something to use as a weapon, such as a baseball bat, scissors, or a stick?

This question was asked for all incidents flagged as attacks, threats, or unwanted sexual contact. A similar question was asked in the Presence module if the respondent did not report an Attack but did report being present during the incident. The corresponding Condition 1 question was asked of all respondents reporting being present. The changes to this question were (1) adding the introductory language options and (2) updating the examples of “something to use as a weapon.”

A2. What was the weapon?

A GUN
A KNIFE
SOME OTHER SHARP OBJECT, SUCH AS SCISSORS OR AN AXE
A BLUNT OBJECT, SUCH AS A ROCK OR BAT
SOMETHING ELSE – Specify

The only changes to this question were (1) combining handguns and other types of guns and (2) updating the examples of blunt objects. The distribution of responses was very similar between Condition 1 and Condition 2.

A2a. Was it a handgun or some other kind of gun, such as a rifle or shotgun?

Handgun/pistol/revolver
Some other kind of gun/rifle/shotgun

There was no corresponding formal question in Condition 1, although it does collect type of weapon in Q23a. The explicit question also offers examples of handguns and other types of guns. Just over three-quarters of Condition 2 responses were handguns, while handguns accounted for almost 90% of the guns reported in Condition 1.

A2b. Did the offender(s) ...

Shoot you?
Shoot at you, but miss?
Hit you with the gun?
Show you a gun or point a gun at you?

A2c. You said the offender(s) had a knife or other sharp object. Did the offender(s) ...

Stab or cut you?
Try to stab or cut you?

Neither of these questions was in Condition 1, which included the response categories in the questions about how the offender attacked (Q29a), tried to attack (Q28), or threatened the respondent (Q28c). The intent of this change was to get more specific information about how guns and knives or other sharp objects were used in the incident.

A3. {In addition to trying to {shoot}/{stab or cut} you, did the offender(s) hit you, grab you, knock you down or attack you in any other way?/Did the offender(s) hit you, grab you, knock you down or attack you in any way?}

This question was asked about all incidents reported to involve an attack or threat. The corresponding Condition 1 question (Q24) was asked about all incidents where the respondent reported being present, so was asked in a higher proportion of incidents than in Condition 2. In Condition 2, 30.7% of CIRs where it was asked had a “Yes” response, as compared with 18.1% in Condition 1, reflecting in part the broader number of CIRs where it was asked. The Condition 2 changes were (1) adding the introductory language about weapon use, (2) adding “grab you” to the list of ways the offender may have attacked, and (3) dropping the word “actually” from “attack you in any way.”

- A4. Did the offender(s) TRY to hit you, grab you, knock you down or try to attack you in any way?

Asked in all CIRs where A3 was asked but not answered “Yes,” this question elaborates on how the offender might have tried to attack. The Condition 1 question is “Did the offender TRY to attack you?” There were more positive responses in Condition 2 (19.4%) than in Condition 1 (12.0%).

- A5. Did the offender(s) THREATEN to hit you, grab you, knock you down or threaten to attack you in any way?

Asked in all CIRs where A4 was asked but not answered “Yes,” this question elaborated on how the offender might have threatened to attack. The Condition 1 question is “Did the offender THREATEN you with harm in any way?” Again, there were more positive responses in Condition 2 (56.9%) than in Condition 1 (22.0%).

- A6. What did the offender do?

- Took something without your permission
- Tried to or threatened to take something
- Argued with you or used abusive language
- Broke in or tried to break in to your home
- Broke in or tried to break in to your vehicle
- Damaged or destroyed your property
- Something else

The corresponding Condition 1 question was “What actually happened?” These questions were asked of those who were asked but did not say “Yes” to the threat question. The most common Condition 2 response was “Argued with you or used abusive language” (49.1%), as compared with the comparable Condition 1 response (10.4%). Property crime responses (73.4%) dominated in Condition 1 but accounted for only 13.3% of Condition 2 responses. This difference reflects the difference in who was asked the question in the two conditions. Some 37.7% of Condition 2 responses were “Something else;” “Specify” responses included several that were likely attacks and may have been coded as such in post-processing. Of the 12.7% of Condition 1 responses coded as “Other,” one was clearly an attack or attempt.

- A7. {Did/How did} the offender(s) TRY or THREATEN to attack you?

- Saying they would attack or kill you;
- {Threatening you with a weapon;}
- {Trying to attack you with a weapon other than gun, knife or sharp object;}
- Throwing something at you;

Following you or surrounding you;
Trying to choke you;
Trying to hit, slap, knock down, grab, hold, trip, jump, or push you; or
Something else?

This question was asked separately for attempts (Q28a) and threats (Q28c) in Condition 1. The response options were read to the respondent in Condition 2, while the Condition 1 items were field coded. The Condition 1 response options, which were the same for Q28a and Q28c, include four related to Rape or Sexual Assault, which was addressed in the previous section, and two involving weapon use that were included in previous Condition 2 questions. Excluding these six response options (numbers not shown in Table A-6), 52.0% of Condition 2 CIRs had a comparable response to “Saying they would attack or kill you,” as compared with 68.5% in Condition 1 (combining the response to Q28a and Q28c). The next most frequently chosen Condition 2 responses were “Following you or surrounding you” (19.8%) and “Trying to hit, slap, knock down, grab, hold, trip, jump, or push you” (13.5%), as compared with 8.8% for each of the comparable Condition 1 options. The only response offered in Condition 2 that was not in Condition 1 was “Trying to choke you,” with 0.9% of selections. The differences in the distribution of responses between the two conditions may be due in part to the different way of administering the question (reading response options rather than field coding). “Other” accounted for 29.4% of Condition 1 responses and 13.5% of Condition 2 responses; this difference may also be attributable to the difference in administration.

After the questions corresponding to A6 and A7, if one of the unwanted sexual contact responses was chosen, the Condition 1 CIR asked:

Q27c. You mentioned some type of unwanted sexual contact with force. Do you mean forced or coerced sexual intercourse including attempts? (Also Q28e)

This question was not needed in Condition 2 because incidents involving unwanted sexual contact had already been through the previous section, and A6 and A7 were not asked.

A9. {Earlier you said the offender used physical force {and had a weapon} during the incident.} Did the offender(s) {also} do any of the following?

Hit you with an object other than a gun?
Throw something at you?
Hit you, slap you, or knock you down?
Grab, hold, trip, jump, or push you?
Choke you?
Do something else to attack you?

This question was asked if A3 was answered “Yes,” or if the incident was a sexual attack and the offender did not use a gun, knife, or other sharp object. The corresponding Condition 1 question was asked if Q24 (equivalent to A3) was answered “Yes.” The differences between the Condition 1 and 2 questions and response categories are similar to those described under A7. The distribution of responses to the Condition 1 and 2 questions was fairly similar, as was the mean number of responses per CIR (1.65 in Condition 1, 1.77 in Condition 2).

A10. Did the offender steal or try to steal something that belonged to you during {this/the} incident?

Yes, stole something
Yes, tried to steal something
No

The purpose of this Condition 2 question was quite different from that of the corresponding Condition 1 questions, which ask separately about theft (Q88) and attempted theft (Q89). In Condition 2, A10 was asked about incidents characterized as attacks or sexual attacks with force where theft or attempted theft has not already been reported as part of the incident. In the Field Test, the NIL treatment also included follow-up probes for theft and attempted theft at the beginning of the CIR. BJS could consider dropping those probes as redundant with A10. Only 1.1% of CIRs where A10 was asked had a “Yes, stole something” response, and 4.2% had “Yes, tried to steal something.”

In Condition 1, Q88 was asked in all CIRs, and Q89 in all CIRs that did not say “Yes” to theft. Some 45.3% of Q88 responses and 14.9% of Q89 responses were “Yes.”

5.2 Field Test Estimates

The NCVS Instrument Redesign Field Test Topline Report (Cantor et al., 2021) provides estimates of violent victimization rates for Condition 1 and for Condition 2 IL and NIL treatments. The Condition 2 estimates overall are higher than the Condition 1 estimates, with some significant differences. The NIL estimates for Robbery are higher than those from Condition 1 or from the IL, while the IL estimates of Simple Assault are higher than either of the other two treatments. The overall difference between Condition 1 and Condition 2 was due to more incidents being reported in the screener, especially more “less memorable” incidents.

The estimates (number of victimizations per 1,000 persons 12 or older) for Robbery are 9.5 (Condition 1), 6.3 (IL), and 24.5 (NIL). The difference between the IL and NIL estimates is marginally significant ($p < .10$); the Topline Report attributes this difference to the more extensive follow-up probes in the NIL treatment. The estimates for Aggravated Assault are 14.3 (Condition 1), 14.5 (IL), and 11.7 (NIL). None of these differences is statistically significant. The estimates for Simple Assault are 35.7 (Condition 1), 60.6 (IL), and 42.5 (NIL). The IL estimate is marginally significantly different from both the Condition 1 and NIL estimates ($p < .10$).

Presence of a Weapon

The “presence of a weapon” question was asked for all incidents where the respondent reported being present during the incident, both in Condition 1 (Q22) and in Condition 2. In Condition 2, it is near the beginning of the What Happened: Attack CIR module (A1), and it is also asked in the Presence module (PR3) if the respondent reported being present. A “Yes” response to Q22 or A1 is followed by “What was the weapon?” (Q23a, A2).²¹

In the Field Test, the first weapon question was asked in 29.5% of Condition 2 CIRs and 53.4% of Condition 1 CIRs. This difference may be partly due to the nature of crimes reported in each condition, as well as to different interpretations of the Presence questions. In Condition 2, 15.9% of CIRs where the question was asked had a “Yes” response, as compared with 14.4% of those in Condition 1. On the other hand, 35.6% of Condition 1 responses were “Don’t know,” while only

²¹ In the Field Test, there was no follow-up of PR3 in Condition 2. After the Field Test, questions on the weapon and on injury were added to the Presence module, to be asked if a weapon was present.

7.4% of Condition 2 responses were missing. The Condition 1 question had an explicit “Don’t know” response, while the Condition 2 question did not. The large difference in “Don’t know”/missing responses may be due, at least in part, to the explicit category in Condition 1, although the “Don’t know” response was not read to the respondent. It may also be the result of the difference in the Presence questions in each condition and differences in how respondents interpreted these questions. See Chapter 10.

Overall, respondents reported a weapon to be present in 5.8% of Condition 2 CIRs, as compared with 7.7% of Condition 1 CIRs. On the other hand, among CIRs where the respondent reported being present, a weapon was present in 17.2% (Condition 2) and 14.1% (Condition 1) of CIRs.

Table 5-2 shows the Field Test estimates for detailed violent crime TOC recodes. Of note for this discussion are the rates for TOC Recode 13, Threatened Assault with Weapon: the Condition 1 rate (6.8 per 1,000 persons) is more than twice as high as either the IL (3.3 per 1,000) or the NIL (2.9 per 1,000) rate. Both differences are statistically significant ($p < .05$). The only requirements for TOC Recode 13 are that a weapon is reported as present and the incident does not meet the criteria for any other TOC Recode between 1 and 14. Again, it seems likely that the difference between the Condition 1 and 2 estimates for TOC Recode 13 is related to the change in how Presence is determined; that is, fewer Condition 2 respondents reported being present, and thus fewer were asked about the presence of a weapon.

Of those CIRs where a weapon was reported as present, the distribution of types of weapons was very similar between Condition 1 and Condition 2. Also, the TOC recodes assigned to incidents where a weapon was present were fairly similar. In both Condition 1 and Condition 2, about half of these wound up as TOC Recode 12, Attempted Aggravated Assault with Weapon; or TOC Recode 13, Threatened Assault with Weapon. Condition 1 had more CIRs that wound up coded as “Not an NCVS crime” (7.4% versus 1.7% in Condition 2).

As described earlier, Condition 2 added follow-up questions in the What Happened: Attack CIR module when a gun, knife, or other sharp object was reported in A2. With the exception of “Show you a gun or point a gun at you” in A2b, all of these added bits of information are available from the current NCVS. The type of gun categories are in the current CIR (Q23a) and the others are response categories in open-ended follow-up questions about the nature of the attack.

What Happened: Attack CIR Module

As might be expected from the different paths into the Attack module, a lower percentage of Condition 1 CIRs than Condition 2 CIRs had reports of Attack (12.8% in Q24 versus 30.7% in A3), Attempted Attack (12.0% in Q25 versus 19.4% in A4), and Threatened Attack (22.0% in Q26 versus 56.9% in A5).²² Of all CIRs where these three Attack questions were asked, 39.9% of Condition 1 CIRs had a “Yes” response to one of the three, as compared with 74.4% of Condition 2 CIRs. Thus, the Condition 2 approach appears more efficient in terms of respondent burden. For those answering “No” to all three of these questions, the most common Condition 1 response to “What actually happened?” was “Something taken without permission” (49.0%) while the most common Condition 2 response to “What did the offender do?” was “Argued with you or used abusive language” (44.1%). (See Table A-6, Appendix A, for question-wording and unweighted frequencies.)

²² Those reporting Attack are not included in the calculations for Attempted and Threatened Attack, and those reporting Attempted Attack are not included in the calculations for Threatened Attack.

Table 5-2. Percent of non-sexual violent crime victimizations and rate per 1,000 persons by TOC, Condition 1, Condition 2 IL and NIL

TOC code	TOC description	Condition 1		Condition 2IL		Condition 2 NIL		Significance tests for rate comparisons					
		Percent	Rate per 1,000	Percent	Rate per 1,000	Percent	Rate per 1,000	C1 vs. IL		C1 vs. NIL		IL vs. NIL	
								t-value	p-value	t-value	p-value	t-value	p-value
5	Completed Robbery with Injury from Serious Assault	1.8	1.3	0.59	0.6	3.3	4.0	0.77	0.45	-1.12	0.27	-1.27	0.22
6	Completed Robbery with Injury from Minor Assault	1.0	0.7	0.63	0.6	1.1	1.3	0.17	0.87	-0.70	0.49	-0.81	0.43
7	Completed Robbery without Injury	6.4	4.4	1.46	1.4	6.1	7.3	1.19	0.24	-0.77	0.45	-1.79	0.09
8	Attempted Robbery with Injury from Serious Assault	0.0	0.0	0.0	0.0	0.4	0.4	-	-	-1.59	0.12	-1.59	0.12
9	Attempted Robbery with Injury from Minor Assault	0.6	0.4	0	0	0.6	0.7	0.72	0.48	-0.39	0.70	-1.39	0.18
10	Attempted Robbery without Injury	3.9	2.7	4.02	3.8	11.2	13.3	-0.56	0.58	-1.20	0.24	-1.07	0.29
11	Aggravated Assault Completed with Injury	2.6	1.8	6.36	6	3.8	4.5	-1.54	0.14	-0.58	0.56	0.28	0.78

Table 5-2. Percent of non-sexual violent crime victimizations and rate per 1,000 persons by TOC, Condition 1, Condition 2 IL and NIL (continued)

TOC code	TOC description	Condition 1		Condition 2IL		Condition 2 NIL		Significance tests for rate comparisons					
		Percent	Rate per 1,000	Percent	Rate per 1,000	Percent	Rate per 1,000	C1 vs. IL		C1 vs. NIL		IL vs. NIL	
								t-value	p-value	t-value	p-value	t-value	p-value
12	Attempted Aggravated Assault with Weapon	8.3	5.7	5.6	5.2	4.8	5.7	0.19	0.85	0.01	0.99	-0.14	0.89
13	Threatened Assault with Weapon	9.8	6.8	3.5	3.3	2.5	2.9	2.53	0.02	2.57	0.02	0.27	0.79
14	Simple Assault Completed with Injury	10.4	7.2	7.6	7.2	1.7	2.1	-0.01	0.99	1.11	0.28	2.29	0.03
17	Assault without Weapon without Injury	20.9	14.4	22.0	20.7	22.3	26.6	-0.95	0.35	-1.40	0.17	-0.76	0.45
20	Verbal Threat of Assault	20.4	14.1	34.7	32.7	16.0	19.0	-1.48	0.15	-0.62	0.54	1.69	0.10

Source: 2019-2020 NCVS-R Field Test.

Note: "Percent" is percent of all violent crimes.

Conditions 1 and 2 both asked how the offender threatened or attempted to attack; Condition 1 has separate questions for attempts (Q28a) and threats (Q28c), but with the same response categories. Condition 2 combined these two questions (A7) and re-worded the response categories. The Condition 1 response categories include some related to RSA; Condition 2 handles RSA reports in a separate section. Finally, Condition 1 includes “Shot at but missed” and “Attempted attack with knife/sharp weapon” among response categories, which Condition 2 handles in earlier questions, discussed in the previous section.

Table 5-3 compares the Condition 2 responses to A7 with the combined Condition 1 responses to Q28a and Q28c, omitting those related to RSA. The most frequent response in both Condition 1 (41.7% of responses) and Condition 2 (51.4%) is “Saying they would attack or kill you.”²³ Threats with a weapon were more common in Condition 1 (14.2%) than Condition 2 (4.7%), but some of these threats were identified in the Condition 2 weapon questions. “Something else” was also more common in Condition 1 (23.6%) than Condition 2 (10.1%). This last difference appears to be the result of the different paths into the Attack module; a review of the “Specify” response indicated that most were ambiguous or did not meet the NCVS definition of attempts or threats.

Both Condition 1 (Q29a) and Condition 2 (A9) included a general question about how the victim was attacked. Q29a is a field-coded, mark-all question with 14 response categories, including three related to RSA that are not included in A9. Question A9 asks separately about six different ways the victim could have been attacked; five of these match Q29a categories fairly closely, one (“choke you”) was added. Five of the Condition 1 categories related to use of a weapon were covered in earlier Condition 2 questions.

Condition 2 response category	Percent	
	Condition 2	Condition 1
Saying they would attack or kill you	51.4	41.7
Threatening you with a weapon	4.7	14.2
Trying to attack you with a weapon other than gun, knife or sharp object	2.7	0.8
Throwing something at you	5.4	5.5
Following you or surrounding you	14.9	7.1
Trying to choke you	0.7	0.0
Trying to hit, slap, knock down, grab, hold, trip, jump, or push you	10.1	7.1
Something else	10.1	23.6

Source: 2019-2020 NCVS-R Field Test.

Note: “Percent” is percent of CIRs where the question was asked.

Condition 2 responses are from A7.

Condition 1 responses are combined from Q28a and Q28c.

²³ Condition 1 has separate responses for attack and kill, and words the responses differently.

The distribution of responses to the “how attacked” questions (Table 5-4) is fairly similar between Condition 1 and Condition 2, excluding the Condition 1 RSA categories and including responses to the earlier Condition 2 weapon questions. The categories “Hit, slapped, knocked down” and “Grabbed, held, tripped, jumped, pushed, etc.” accounted for more than three-quarters of all responses in both Condition 1 and Condition 2. “Choke you” accounted for almost 5% of Condition 2 responses, while the weapon-related categories accounted for 7% of Condition 2 responses as compared with 2.5% of Condition 1 responses. Finally, the “Other” response accounted for 7% of Condition 2 response and 11.4% of Condition 1 responses. While the numbers involved are small, it appears that the Condition 2 approach of asking separately for each type of attack may have led to more specific responses (as opposed to “something else”), particularly with regard to the use of weapons.

Condition 2 response category	Percent	
	Condition 2	Condition 1
Shoot you*	0.0	0.0
Shoot at you, but miss*	2.3	0.0
Hit you with the gun*	0.6	0.0
Stab or cut you*	1.2	0.0
Try to stab or cut you*	2.9	2.5
Hit you with an object other than a gun	4.7	10.1
Throw something at you	8.1	6.3
(C1: Attempted attack with weapon other than gun/knife)	0.0	1.3
Hit you, slap you, or knock you down	30.8	34.2
Grab, hold, trip, jump, or push you	37.8	32.9
Choke you	4.7	N/A
Do something else to attack you	7.0	11.4

Source: 2019-2020 NCVS-R Field Test.

Note: “Percent” is percent of CIRs where the question was asked.

Condition 2 responses are from A9, except * responses are from A2b_a and A2c_a.

Condition 1 responses are from Q29a.

Consequences I: Injury

The Injury questions are used in TOC coding to help distinguish among different types of Robbery and Assault. The Field Test estimates for the Robbery and Assault TOC recodes are shown in Table A-4-13 from the Topline Report (Cantor et al., 2022). Condition 2 estimates are higher overall for both Robbery and Assault, although some of the individual Condition 1 estimates are higher. The only significant differences among the latter are for Threatened Assault with a Weapon (Condition 1 6.8 per 1,000 persons, IL 3.5 per 1,000, NIL 2.9 per 1,000, $p < .05$ for both the Condition 1 vs. IL and Condition 1 vs. NIL comparisons).

Comparing the estimates for TOCs with and without Injury, Robbery with Injury comprises 24.8% of all Robberies for Condition 1, as compared with 18.3% for the IL and 23.8% for the NIL. Assault with Injury comprises 17.9% of all Assaults for Condition 1, 17.5% for the IL, and 10.9% for the NIL.

(These numbers are calculated by adding the relevant rows in Table A-4 – 13, Topline Report Appendix A.)

The Instrument Redesign made several changes to the current NCVS Injury questions, including who was asked the questions and how they were worded. A “Yes” response to Q24 identified the universe that would be asked about Injury in Condition 1:

Q24. Did the offender hit you, knock you down or actually attack you in any way?

The Condition 2 universe for asking about Injury was incidents reported in the screener and/or the CIR as Attack, Attempted Attack, Threatened Attack, or Rape or Sexual Assault. Of 103 CIRs with only Attempted or Threatened Attack reported, there were no positive responses to the Injury screen question. All of the positive responses to the Injury screen came from CIRs where Attack or Rape or Sexual Assault was reported.

The Injury screen items are Condition 1’s Q31a and Condition 2’s CI1-CI2a:

Q31a. What were the injuries you suffered, if any?

*None
Raped
Attempted rape
Other sexual assault
Knife or stab wounds
Gun shot, bullet wounds
Broken bones or teeth knocked out
Internal injuries
Knocked unconscious
Bruises, black eye, cuts, scratches, swelling, chipped teeth
Other (Specify)*

CI1. During this incident, {besides being} {shot} {and/or} {stabbed}, were you physically injured in any {other} way? Injuries include things such as bruises, black eyes, cuts, broken bones or more serious injuries.

CI2. How were you injured? {Any other injury?}

Broken or cracked bones
Broken nose
Dislocated joints
A concussion
Knocked unconscious
{Injury from sexual intercourse, such as to vagina or anus}
{Other internal injuries, such as internal bleeding or damage to internal organs}
Some other way

CI2a. Were you injured in any of these other ways?

- Bruising, swelling, welts, black eye
- Bite mark or bite wound
- Cuts or scratches
- Sore muscles, sprains, strains, pulls
- Burns
- Nose bleed or bloody lip
- Broken, chipped, or lost teeth
- Other (SPECIFY)

Condition 1 captured both whether the person was injured and the nature of the injury in one question (Q31a). Condition 2 separated whether the person was injured (other than in a way already reported) (CI1), and whether the person sustained a “serious” (CI2) or a “minor” (CI2a) injury. Condition 2 separated CI2 and CI2a for the Field Test, in anticipation of self-administration, and worded them accordingly. Going forward, the recommendation is to combine them into one field-coded question.

Condition 2 also made significant changes to the response categories for type of injury. Rape, attempted rape, other sexual assault, gunshots, and stabbings were identified in previous Condition 2 questions. “Concussion,” which has become a widely recognized term, was added to the “serious” injury list. Also, the Condition 1 category “Bruises, black eye, cuts, scratches, swelling, chipped teeth” was expanded to capture more detail about these minor injuries. Finally, Condition 1 treated “teeth knocked out” as a serious injury for TOC coding, but “chipped teeth” as a minor injury. In Condition 2, “broken, chipped, or lost teeth” were all considered serious injuries.

The other information from the Injury module used in TOC coding was whether the incident necessitated an overnight hospital stay (Condition 1 Q34a and Q34b, Condition 2 CI8 and CI9). There was little change in these questions, and very few Field Test incidents included hospital stays.

Robbery

Defining an incident as Robbery requires two separate elements: (1) a Completed, Attempted or Threatened Assault; and (2) either a Completed or Attempted Theft (including MV Theft). Other elements further classify a Robbery into a specific type (attempted vs. completed; with and without injury; whether or not a weapon was present). These requirements make Robbery one of the more complicated types of victimization to classify. Respondents may think of an incident as involving a Theft and not necessarily mention the Assault at first. Similarly, they may think of it as an Assault and not a Theft.

In Condition 1, all the details needed to classify an incident as a Robbery were collected in the CIR. Each respondent was asked if they were present during the incident (Q20a). If so, they were asked a series of questions related to whether a weapon was involved (Q23a), whether they were attacked (Q24), whether there was an attempted attack (Q28a) or a threatened attack (Q28c). They were also asked if they were injured (if attacked) (Q31a) and whether they stayed in the hospital (Q34b). A Robbery involving a serious assault (TOC Recodes 5, 8) involves one of two different circumstances. One is that a serious injury occurs. A second is when a minor injury occurs that involves either a weapon or a hospital stay. Robberies with a minor assault (TOC Recodes 6, 9) are incidents with minor injuries and no hospital stay or weapon. Robberies without injuries (TOC

Recodes 7, 10) are those that involve an Attack, Attempted Attack, or Threatened Attack, but do not involve any injuries.

Whether a Theft occurred was determined by asking if something was stolen (Q88) or someone tried to steal something (Q89), much later in the CIR. A Robbery is considered completed (TOC Recodes 5-7) if something was stolen. It is considered an attempt (TOC Recodes 8-10) if there was an attempt to steal something.

The Condition 2 instrument used the same elements and logic to define the different types of Robbery. With one exception (see below), the Condition 2 approach relied on the screener and CIR2 to determine whether an Attack or Theft occurred, and then collected details in the CIR about the Attack, Injury, and/or Theft. The Condition 2 questionnaire set flags based on responses to the screening items for Attacks, Attempted Attacks, Thefts and Attempted Thefts. The Theft flags included those for MVs, MV parts, and other property. In the NIL treatment, item CIR2 asked if there was an Attack, Theft, or Attempted Theft, if not already flagged from the screener. The Attack CIR module also included a question (A10) asking about Theft and Attempted Theft for incidents reported as Attacks for which a Theft flag had not been set.

Table 5-5 provides the distribution of Robbery rates from Field Test data by detailed TOC recode for the Condition 1, IL, and NIL questionnaires. The numbers of victimizations are small, especially for IL, which had only 13 Robberies. Condition 1 (n=26) and the NIL treatment (n=30) had more, but still not large numbers once disaggregated by the six TOC recodes. The recodes reflect how respondents characterized incidents with respect to weapon use, injuries, and type of attack. Overall, the distributions are fairly similar, indicating that the respective CIRs are functioning similarly in collecting detail needed for classifying incidents. There are some differences, but it is hard to make too much of them given the small sample sizes. For Condition 1, the most frequently coded TOC was “Complete without Injury” (46.7% of Robberies), while for the IL and NIL it was “Attempt without Injury” (60.0% and 49.3%, respectively).

Of 336 IL incidents with TOC recodes indicating a Theft took place (excluding incidents classified as Burglaries), 13 (3.9%, unweighted) wound up coded as Robberies, as compared with 30 of 386 (7.8%) NIL incidents classified as Thefts. Of 101 IL incidents with TOC recodes indicating an Assault took place, 13 (12.9%) wound up coded as Robberies, as compared with 30 of 102 (29.4%) NIL incidents classified as Assaults. In each direction, more than twice as many NIL as IL incidents wound up coded as Robberies.

Table 5-6 shows the source of the Attack and Theft flags for IL and NIL incidents coded as Robberies. The IL (101) and NIL (102) had about the same number of incidents classified as Assaults (including Robberies). Theft/Attempted Theft flags were added in 18 of those in the NIL through CIR2 and A10; A10 alone added only seven in the IL. In the NIL, Attacks reported in the IL screener were asked only one follow-up question about Theft and Attempted Theft (A10), while Attacks reported in the NIL screener were asked up to four follow-up probes (CIR2 for MV Theft, Theft, and Attempted Theft, and A10). It is informative that even after the CIR2 probes, A10 still identified five more incidents as including a Theft or Attempted Theft.

The Instrument Redesign team reviewed the narratives for all of the Robberies reported for Condition 1, IL, and NIL, to look for evidence that the incidents did not meet the NCVS definition of Robbery. This review did find several instances where an incident should be classified as either another type of victimization or no crime at all. Of the 30 NIL incidents, 23 had a sufficient description to evaluate the classification. Several of these descriptions did not fully describe either

the Assault or the Theft aspect of the event. However, all had CIR responses to support the classification of a Robbery. Four NIL incidents did not clearly fit as a Robbery. Two of these were commercial Robberies (Completed or Attempted), which are not in scope for the NCVS. The current NCVS procedure is to classify commercial Robberies as some type of Assault if they meet the criteria. Of the 13 IL narratives, seven have enough information to evaluate the classification. Of these seven, one is a commercial Robbery and six narratives are consistent with the classification. Seventeen of the 26 Condition 1 narratives had enough information to evaluate the classification. Of these, two do not meet the definition of a Robbery.

From this review, there do not seem to be significantly more incidents in either IL or NIL that were erroneously classified as a Robbery. To assess the possibility of false negatives, the Instrument Design team reviewed the narratives of Condition 2 CIRs coded as property crimes where the respondent reported being present. None of these narratives suggested that a Robbery might have been missed.

Table 5-5. Number of and percent of Robbery victimizations by TOC recode, Condition 1 and Condition 2 IL and NIL

TOC description	Condition 1			Condition 2 IL			Condition 2 NIL		
	Number		Percent ¹	Number		Percent ¹	Number		Percent ¹
	Unweighted	Weighted		Unweighted	Weighted		Unweighted	Weighted	
Complete w/injury and serious assault	4	336,834	13.2	1	149,708	8.8	5	1,065,497	14.6
Complete w/injury from minor assault	2	186,973	7.3	1	160,717	9.5	2	356,424	4.9
Complete without injury	12	1,195,348	46.7	3	369,635	21.8	9	1,954,911	26.8
Attempted w/injury from serious assault	0	0	0.0	0	0	0.0	1	119,825	1.6
Attempt w/injury from minor assault	1	111,403	4.4	0	0	0.0	2	193,742	2.7
Attempt without injury	7	728,314	28.5	8	1,018,645	60.0	11	3,592,985	49.3

Source: 2019-2020 NCVS-R Field Test.

¹ Weighted column percentage (percent of all Robberies).

Table 5-6. Source of attack and theft flags for robbery victimizations by completion status of robbery, Condition 2 IL and NIL

	Source of Attack flag			Source of Theft/Attempted Theft flag			
Condition 2 IL							
	Screener	De-dup	IL probe	Screener	De-dup	IL probe	A10
Total	7	1	5	6	N/A	N/A	7
Completed (TOC 5-7)	2	0	3	3	N/A	N/A	2
Attempted (TOC 8-10)	5	1	2	3	N/A	N/A	5
Condition 2 NIL							
	Screener	De-dup	CIR2	Screener	De-dup	CIR2	A10
Total	16	7	7	12	N/A	13	5
Completed (TOC 5-7)	7	5	4	8	N/A	7	1
Attempted (TOC 8-10)	9	2	3	4	N/A	6	4

Source: 2019-2020 NCVS-R Field Test.

5.3 Summary: Attack and Threatened Attack

Results from the NCVS-R Field Test suggest that estimates of violent crime other than Rape or Sexual Assault may go up as the redesigned questionnaire, based on the Field Test NIL treatment, is introduced into the production NCVS. NCVS respondents may report more “less memorable” violent crimes (Simple Assaults) than in the current NCVS as a result of the Instrument Redesign’s changes to the Victimization Screener. Also, more Attacks may wind up coded as Robberies because of the NIL follow-up probes. The experience of TOC coding in the Field Test indicated that these differences are “real;” the rate of CIRs coded as “Not an NCVS crime” was lower for Condition 2 than for Condition 1.

More Condition 1 CIR respondents were asked about the presence of a weapon than were Condition 2 respondents because of changes to the concept of the victim’s presence during the incident and how it was determined in the questionnaire. However, among incidents where a weapon was reported as present, both the type of weapon and the TOC recode assigned were fairly similar among Condition 1 and the IL and NIL treatments. This finding suggests that there may be little or no effect of the Instrument Redesign on estimates of weapon use. The Instrument Redesign did add some direct questions about how guns, knives, and other sharp objects were used, which may increase estimates of weapon use and of injuries caused by these weapons. The Field Test numbers are small, however, and far from definitive.

The Condition 2 CIR captured more detail about minor injuries than did Condition 1. It also asked about injury for a wider set of incidents than did Condition 1, including for attempts and threats. Condition 1 asked about injuries only for Attacks, while Condition 2 extended that to include threats and attempts. However, none of the incidents identified in the Field Test as attempts or threats had an injury reported. There is no evidence from the Field Test that the Condition 2 changes to the Injury module will affect estimates of crimes with injury.

Draft specifications for TOC coding of Assault and Robbery are in Appendix B.

6. Burglary and Trespassing

In publications, the NCVS defines Burglary as “the unlawful or forcible entry or attempted entry of places, including a permanent residence, other residence (e.g., a hotel room or vacation residence), or other structure (e.g., a garage or shed) where there was a completed or attempted theft” (Morgan & Thompson, 2021). “Trespassing” is unlawful entry without Theft or Attempted Theft.

The NCVS Burglary TOC recodes and their definitions are shown in Table 6-1. Note the recode descriptions do not mention theft; these recodes incorporate both Burglary and Trespassing as defined in the previous paragraph. In this report, “Break-in” is synonymous with the TOC recode definition of Burglary.

TOC recode	TOC description	Recode description
31	Completed Burglary, Forcible Entry	There was evidence that the offender got in by force
33	Attempted Forcible Entry	There was evidence that the offender tried to get in by force
32	Completed Burglary, Unlawful Entry Without Force	The offender got inside without evidence of force

The current NCVS-1 asks about Break-ins in Q37, but does not use this information in the CIR, except for the brief description of the incident(s) reported in Q37. It indirectly identifies Burglaries in the CIR. The first step is in the Location series; the Break-in questions are asked only if Q10a (location of the incident) is answered “In your home or lodging.” The follow-up, Q10b, essentially defines “in your home or lodging” as including the following categories:

- *In own dwelling, own attached garage, or enclosed porch (Include illegal entry or attempted illegal entry of same);*
- *In detached building on own property, such as detached garage, storage shed, etc. (Include illegal entry or attempted illegal entry of same);*
- *In vacation home/second home (Include illegal entry or attempted illegal entry of same); and*
- *In hotel or motel room ^RESPONDENT_VICTIM was staying in (Include illegal entry or attempted entry).*

Immediately following the Location series, Q11 introduces another requirement to characterize an incident as a Break-in:

Q11. Did the offender live here or have a right to be here, for instance, as a guest or a repairperson?

If the incident occurred “in your home or lodging” (as defined in Q10a and Q10b) and the respondent did not say that the offender had a right to be there, then the current NCVS CIR asks about Break-ins. Q11 responses other than “Yes” are routed to Q12:

Q12. *Did the offender actually get INSIDE your [house/apartment/room/garage/shed/enclosed porch]?*

Q12 responses other than “Yes” are then routed to Q13:

Q13. *Did the offender TRY to get in your home?*

Those who answer Q12 “Yes” or do not answer Q13 “No” are asked Q14:

Q14. *Was there any evidence, such as a broken lock or broken window, that the offender(s) (got in by force/TRIED to get in by force)?*

Responses to Q12, Q13, and Q14 determine whether a Burglary TOC recode is applicable and, if so, which one.

Condition 2 identified potential Break-ins in the screener or at CIR2. All incidents so flagged were asked the first question in the What Happened: Break-in CIR module, BI1:

BI1. You said someone broke in or tried to break in during {this/the} incident {in {MONTH}}. Did someone break in or try to break into any of the following during this incident?

Your home?

A garage, shed, or other detached building on your property?

A second home or vacation home?

A hotel or motel room where you or someone you live with was staying?

A car or motor vehicle?

Some other place?

The first four responses correspond to the categories in Q11 above and qualified an incident as Burglary. Break-ins of a motor vehicle only did not qualify as NCVS crimes; these comprised 27.1% (unweighted) of all incidents asked the question. Of 11 incidents (4.4% of incidents where the question was asked) with “Some other place” selected, two mentioned a type of place that qualified as a Break-in. Two other incidents wound up coded as Burglary because of another response in BI1, and two wound up coded as Burglary despite having an “Other” response that did not qualify (“fence” and “business office”).²⁴

Any response other than “A car or motor vehicle” only went on to BI2, which corresponds to Q12 above:

BI2. {Excluding the motor vehicle, did/Did} the offender(s) actually get inside {any of these places}?

Since all incidents getting this CIR module were reported as Break-ins or Attempted Break-ins, Condition 2 did not need a question corresponding to Q13 above. By the same logic, Q11 above (right to be there) was deemed unnecessary. Going forward, a version of Q11 should be added to

²⁴ Field Test coders reviewed TOC recode assignments only if there was a respondent narrative.

the What Happened: Break-in module because of concern over comparability in the time series. Finally, all incidents for which BI2 was asked should get BI3, which corresponds to Q14 above:

- BI3. Were there any signs that the offender(s) got in or tried to get in by force? Signs of force include things like broken locks or windows.

BI2 and BI3 determined for which Burglary TOC recode an incident qualified, assuming that the incident did not include any violent crime. See Table A-7, Appendix A, for question text, sample size, and unweighted response frequencies for the Condition 1 and 2 CIR Break-in questions.

Tables 6-2 and 6-3 present estimates of Burglary rates from the Field Test. Table 6-2 shows the estimates by detailed TOC recode, while Table 6-3 separates the estimates into Burglary and Trespassing, which crosses all three TOC recodes. Overall, the Condition 1 rates are slightly higher than the IL rates but lower than the NIL rates; none of these differences is significant. In each table, one NIL rate is significantly higher than the corresponding IL rate—Attempted Forcible Entry in Table 6-2 and Burglary in Table 6-3. In the Topline Report (Cantor et al., 2022), these differences were attributed to the IL treatment being more effective in identifying complex crimes, in this case, crimes involving both a Completed or Attempted Break-in and a Completed or Attempted Theft. In Table 6-3, for both Condition 1 and the IL Burglaries are about 60% of the total of Burglaries and Trespassing, both weighted and unweighted. For the NIL, 80.4% of the unweighted incidents are Burglaries, as are 86.4% of the weighted rates. (These numbers are not shown in the table.) That is, a much higher proportion of NIL Break-ins also had a Completed or Attempted Theft. The NIL treatment probed more extensively for additional crime types than did either Condition 1 or the IL treatment.

Draft specifications for TOC coding of Burglary are in Appendix B.

Table 6-2. NCVS-R field test estimates of burglary incidence, by TOC recode for Condition 1 and Condition 2 IL and NIL

TOC code	Type of crime	Condition 1			Condition 2			Condition 2 NIL		
		Unwtd number	Weighted number	Rate per 1,000	Unwtd number	Weighted number	Rate per 1,000	Unwtd number	Weighted number	Rate per 1,000
31	Completed Burglary, Forcible Entry	21	1,288,896	10.7	11	994,600	8.2	17	1,640,617	13.6
33	Attempted Forcible Entry	24	1,527,464	12.6	9	817,432	6.8	18	1,799,429	14.9 ⁺⁺
32	Completed Burglary, Unlawful Entry without Force	29	1,644,209	13.6	20	1,649,202	13.7	16	3,426,114	28.4

Source: 2019-2020 NCVS-R Field Test.

Rate is per 1,000 persons age 12 or older.

⁺⁺Significantly different from Condition 2 IL (p

$< .05$)

Table 6-3. NCVS-R field test estimates of burglary and trespassing incidence, for Condition 1 and Condition 2 IL and NIL

TOC code	Type of crime	Condition 1			Condition 2			Condition 2 NIL		
		Unwtd number	Weighted number	Rate per 1,000	Unwtd number	Weighted number	Rate per 1,000	Unwtd number	Weighted number	Rate per 1,000
31	Burglary/Trespassing	74	4,460,569	36.9	40	3,461,233	28.7	51	6,866,159	56.8
33	Burglary	46	2,734,122	22.6	24	2,066,105	17.1	41	5,929,799	49.1 [†]
32	Trespassing	28	1,726,447	14.3	16	1,395,128	11.5	10	936,360	7.8

Source: 2019-2020 NCVS-R Field Test.

Rate is per 1,000 persons age 12 or older.

[†] Significantly different from Condition 2 IL ($p < .10$)

7. Motor Vehicle Theft

The identification of MV Theft (Completed and Attempted) was changed significantly in the Instrument Redesign, although the definition of these crimes as shown in Table 7-1 was not. As described in Chapter 2, the Field Test Condition 2 questionnaire asked about MV Theft before Theft, which likely led to an increase in reporting Attempted MV Theft in Condition 2 as compared with Condition 1. That change aside, the current NCVS asks about MV Theft in the screener, but to be counted as an MV Theft, the incident must have a response of “Car” or “Other motor vehicle” in Q96a of the CIR, “What was taken that belonged to you or others in the household?” Similarly, a reply of “Car” or “Other motor vehicle” in Q90a, “What did the offender try to take?” is required for an Attempted MV Theft.

Table 7-1. TOC recodes and descriptions for MV Theft

TOC recode	TOC description	Recode description
40	Completed MV Theft	Theft of motor vehicle where no permission was given to offender to use vehicle, or offender did not return car and vehicle belonged to persons living in the household.
41	Attempted MV Theft	The offender attempted to take vehicle and vehicle belonged to persons living in the household.

In Condition 2, an MV Theft was assumed based on the response to the screener or CIR2A (the NIL follow-up probe for MV Theft) unless contradicted in the CIR. If both Completed and Attempted MV Theft were reported in the screener, or the MV Theft was reported in CIR2A, the “What Happened: MV Theft” CIR module began with the following:

MV1a. You said someone stole or tried to steal a vehicle or used it without permission during {this/the} incident {in {MONTH}}. Did the offender(s) actually take the vehicle?

The response to this question determined in those ambiguous cases whether the incident was a Completed or Attempted MV Theft.

The remaining questions about MV Theft in both Condition 1 and Condition 2 determined whether the vehicle belonged to a household member, whether the offender had permission to use it, and if so, whether the vehicle was returned. The questions and unweighted response frequencies are shown in Table A-8, Appendix A. Of note are the differences in wording and response distributions between Condition 2 and Condition 1 for the question about ownership. Condition 2 asked it open-ended, “Who did the vehicle belong to?” while in Condition 1 the responses were limited and spelled out: “Did the stolen ^PROPERTY_MONEY belong to you personally, to someone else in the household, or to both you and other household members?” More than half of the Condition 1 responses specified the respondent and another household member or another household member only, as compared with less than a quarter of Condition 2 responses. On the other hand, almost 10% of Condition 2 responses specified the owner as someone outside the household, which means the incident is Not an NCVS crime (for this household). None of the 14 Condition 1 responses for stolen vehicles specified someone outside of the household, which would have been a volunteered answer. In the 2019 NCVS Public Use File, there were also no responses indicating that a stolen vehicle belonged to someone outside the household, out of 251 CIRs where a vehicle was stolen.

One other difference between Condition 1 and Condition 2 is worth noting here. Consider an incident in which the offender tries to steal a car but succeeds only in stealing a bag of groceries from the car. In the current NCVS, if the groceries are reported stolen, the question about attempted theft is never asked, so the incident winds up coded as an “Other Theft,” unless processing information in the incident narrative leads a coder to change the TOC recode. With Condition 2, both the Attempted MV Theft and the Other Theft would be identified, allowing analysis of both types of crimes. The Condition 2 approach also allows more flexibility in how the TOC algorithm treats the incident.

7.1 MV Parts Theft

The Condition 1 screener included theft of MV parts or gas in the MV Theft screener series. Condition 2 separated theft of MV parts and gas into its own screener series and, for the Field Test, incorporated follow-up questions into the What Happened: MV Theft module. There is no separate TOC recode for theft of MV parts or gas; such incidents are counted as “Other Theft.”

Of Condition 1 CIRs assigned a TOC recode of “Completed Household Larceny,” 12.0% had “part of motor vehicle” or “gasoline or oil” mentioned as being stolen. In Condition 2, 13.8% of Completed Household Larcenies had a positive response to one of the screener probes or CIR2 for MV Parts Theft. MV parts were mentioned in 15.6% of Condition 1 Attempted Larceny incidents and 28.4% of those in Condition 2. Thus, the more active identification of MV Parts Theft in Condition 2 seems to have had an effect on the proportion of thefts that involved MV parts. In Condition 2, several CIRs had reports of both Theft and MV Parts Theft; in these CIRs, MV parts or gas were mentioned as an “Other” response to the “What was stolen?” question.

7.2 Field Test Results

Table 7-2 shows the Field Test estimates of MV Theft. Of particular note are the significantly higher rates of Attempted MV Theft for both Condition 2 treatments as compared with Condition 1. There appear to be three primary reasons for these differences:

- The position of the MV Theft questions at the beginning of the Condition 2 screener; MV Theft follows Theft in the current NCVS (Condition 1);
- The Condition 2 screener asked more separate questions about MV Theft than did Condition 1, including asking separately about Attempts; and
- In Condition 2, as noted earlier an incident involving Attempted MV Theft and completed Other Theft would be counted as Attempted MV Theft, while in Condition 1 it would be counted as Other Theft unless changed in processing. About one-third of Condition 2 Attempted MV Thefts also involved an Other Theft.

Table 7-2. Rate of MV theft and other theft, Condition 1 and Condition 2 IL and NIL

Type of crime	Condition 1	Condition 2 IL	Condition 2 NIL
Motor Vehicle Theft	8.2	31.4**	15.4
Completed Motor Vehicle Theft	7.7	9.4	2.5*†
Attempted Motor Vehicle Theft	0.5	21.9**	12.8
Other Theft	170.9	220.2**	243.8**

Source: 2019-2020 NCVS-R Field Test.

See NCVS Instrument Redesign Topline Report Appendix 1, Table A-4 - 2, for more detail.

Note: Rate is annual, per 1,000 households.

* Different from Condition 1, $p < .10$.

** Different from Condition 1, $p < .05$.

† Different from Condition 2 IL, $p < .10$.

A review of Condition 2 narratives for Attempted MV Thefts indicated that many were ambiguous about the nature of the incident. It was not clear whether the offender was trying to steal the vehicle, looking for something inside to steal, or just vandalizing the vehicle.

7.3 Post-Field Test Questionnaire Recommendations

Several changes to the Condition 2 questionnaire seem warranted to address the issues raised in the previous sections. First, the Victimization Screener series should be re-ordered more closely to the current NCVS: the MV Theft and MV Parts Theft series should be moved to after the Theft series. Also, the “What Happened” questions about MV parts should be dropped from the MV Theft module. Positive responses to MV parts probes should be routed through the What Happened: Theft CIR module, again returning to a closer approximation of the current NCVS. Finally, it may be helpful to add three new questions to the What Happened: MV Theft module to help with coding incidents reported as attempts where the offenders’ intent may not have been clear:

MV1B1. Do you think the offender was actually trying to steal the vehicle?

MV1B2. (Do you think the offender) was (IF MV1B1=1: also) trying to steal something inside the vehicle?

MV1B3. (Do you think the offender) was trying to vandalize the vehicle?

If the response to MV1B1 is anything but “Yes,” the incident would not be counted as an Attempted MV Theft.

7.4 Assigning TOC Recodes for MV Theft

As noted earlier, in the Field Test TOC coding followed the nominal priority sequence of the current NCVS, that is, Completed MV Theft, Attempted MV Theft, Completed Other Theft, Attempted Other Theft. However, the de facto sequence was different because once a completed theft was reported, the current NCVS CIR does not ask about attempted thefts, including thefts of MVs. Along with changes to the screening items for MV Theft, this difference contributed to a large increase in estimates of Attempted MV Theft between Condition 2 and Condition 1. So that estimates of Attempted MV Theft going forward more closely align with those from the current NCVS, the

recommendation is to change the priority order for TOC recodes to Completed MV Theft, Completed Other Theft, Attempted MV Theft, Attempted Other Theft.

Table 7-3 replicates Table 7-2 except that the Attempted MV Theft and Other Theft figures for Condition 2 reflect the recommended change in priority order. While the IL and NIL estimates of Attempted MV Theft decrease and of Other Theft increase, there is no change in the significance levels of comparisons with Condition 1 or between the IL and NIL. The Condition 2 estimates of Attempted MV Theft remain many times higher than the Condition 1 estimate. The change in priority order reduces the gap, but the other likely reasons—the screener series sequence and ambiguous situations—remain in play. BJS should monitor how much post-Field Test questionnaire changes mitigate these effects.

Type of crime	Condition 1	Condition 2 IL	Condition 2 NIL
Motor Vehicle Theft	8.2	21.6**	13.6
Completed Motor Vehicle Theft	7.7	9.4	2.5*†
Attempted Motor Vehicle Theft	0.5	12.2**	11.1
Other Theft	170.9	230**	245.6**

Source: 2019-2020 NCVS-R Field Test.

Note: Rate is annual, per 1,000 households.

* Different from Condition 1, $p < .10$.

** Different from Condition 1, $p < .05$.

† Different from Condition 2 IL, $p < .10$.

8. Other Theft and Personal Theft

“Other Theft” comprises incidents in which something was taken belonging to a sampled household member, or there was an attempt to take something, and the incident does not meet the criteria for any of these other crime types:

- Rape or Sexual Assault;
- Robbery (theft or attempted theft plus attack, attempt, or threat);
- Personal Theft (something was taken directly from the victim);
- Burglary (someone broke into or tried to break into the victim’s home or other building on their property); or
- MV Theft.

In the Field Test, Attempted MV Theft also took precedence over Other Theft for Condition 2, but Chapter 7 recommended changing that sequence to match the de facto Condition 1 priority order.

“Personal Theft” in both Condition 1 and Condition 2 refers to items taken directly from a person in incidents that do not meet the criteria for Robbery. In Condition 1, the items included were limited to cash, purses, and wallets. In Condition 2, any item taken directly from a person was included in the Personal Theft TOC recodes. For a more detailed discussion, see *Classifying Thefts: Location of the Stolen Property* later in this chapter.

Table 8-1 shows the Condition 2 TOC recodes and their descriptions for the Personal Theft and Other Theft categories. The particular Completed Household Larceny code assigned depends on the reported value of what was stolen. One of the Condition 2 updates was to increase the value ranges over those used in the current NCVS TOC assignment for Completed Household Larceny, unchanged since 1992, which are: less than \$10, \$10-\$49, \$50-\$249, and \$250 or more. Note that theft of motor vehicle parts was handled separately from other thefts in the CIR, so the coding specifications for Theft included two sets of similar questionnaire variables. Another “Other Theft” code, Attempted Household Larceny (TOC Recode 39) was not included as a separate category in Condition 2 because the CIR did not include follow-up questions for incidents reported as only Attempted Theft.

The Topline Report (Cantor et al., 2022) recommended that theft of motor vehicle parts be routed through the Theft module rather than the MV Theft module. It also recommended adding back follow-up questions about Attempted Theft.

TOC recode	TOC description	Recode description
23	Completed Personal Theft (Cash/Purse/Wallet)	Reported theft of cash or purse/wallet and cash or purse/wallet was on person.
24	Completed Personal Theft (Other items)	Reported theft and items were on person.
54	Completed Household Larceny (less than \$25)	Theft of vehicle parts or something other than a vehicle valued at less than \$25.
55	Completed Household Larceny (\$25-\$100)	Theft of vehicle parts or something other than a vehicle valued at \$25-\$100.
56	Completed Household Larceny (\$100-\$1000)	Theft of vehicle parts or something other than a vehicle valued at \$100-\$1000.
57	Completed Household Larceny (\$1000+)	Theft of vehicle parts or something other than a vehicle valued at greater than \$1000.
58	Completed Household Larceny (Value NA)	Theft of vehicle parts or something other than a vehicle and value was not given.
59	Attempted Larceny	The offender attempted to take something other than a vehicle.

8.1 Field Test Estimates of Theft

Table 8-2 shows the Field Test estimates of Other Theft by TOC category, and Table 8-3 estimates by Personal Theft TOC recode. In Table 8-2, the estimates for lower dollar value Household Larceny (TOC Recodes 54 and 55) are significantly higher ($p < .05$) in both Condition 2 IL (37.1 per 1,000 for TOC 54; 56.4 per 1,000 for TOC 55) and Condition 2 NIL (44.7 per 1,000 for TOC 54; 63.6 per 1,000 for TOC 55) than in Condition 1 (5.9 per 1,000 for TOC 54; 25.8 per 1,000 for TOC 55). These differences are consistent with the idea that Condition 2 respondents reported more “less memorable” incidents than did Condition 1 respondents. The Condition 2 NIL estimate of Attempted Larceny (43.9 per 1,000) is also significantly higher ($p < .05$) than that for Condition 1

(18.1 per 1,000). However, the direction of the difference in estimates of Completed Larceny is reversed for larger dollar amounts. The Condition 1 estimate for TOC Recodes 56 and 57 (106.0 per 1,000) is significantly higher ($p < .05$) than that for either Condition 2 IL (65.0 per 1,000) or Condition 2 NIL (72.6 per 1,000). The explanation for this difference is less clear. See further discussion under Classifying Thefts: Value of Stolen Property later in this chapter.

As shown in Table 8-3, very few instances of Personal Larceny were reported in either Condition 1 or Condition 2. Condition 2 TOC Recode 23 (0.5 per 1,000 persons IL, 1.8 per 1,000 NIL) is equivalent to TOC Recodes 21 and 23 in Condition 1 (a combined 1.4 per 1,000 persons). The estimates for TOC Recode 24 are somewhat higher (2.6 per 1,000 IL, 4.7 per 1,000 NIL), but are still dwarfed by the Household Larceny estimates.

8.2 What Was Stolen

During development of Condition 2, BJS sought to assess the utility of publishing estimates of Attempted Theft. The decision was made for the Field Test to ask about Attempted Theft in the screener and follow-up probes, but not to pursue it in the CIR. Another change in the CIR was to have a “What Happened” module for MV and MV Parts Theft separate from that for Other Theft. Questions in the What Happened: Theft module and their counterparts in the Condition 1 CIR are shown in Table A-9, Appendix A. The table also includes response frequencies and a description of under what circumstances the questions were asked.

The Condition 1 questions about Theft began with Q88:

Q88. Was something stolen or taken without permission that belonged to you or others in the household?

As noted earlier, the Condition 1 CIR begins *de novo*, that is, routing through the questions the same way regardless of what was reported in the screener. Q88 emphasized ownership by a household member. Except for the last two of its seven cues, the Condition 2 Theft screener series was not as explicit about ownership—“stolen from you,” “steal something that you carry,” etc. The ownership emphasis returned in Q96a, “What was taken that belonged to you or others in the household?” The corresponding Condition 2 question (T2a) was, “You said someone stole something from you during {this/the} incident {in {MONTH of YEAR}}. What was stolen?”

Q96a and T2a were “field coded,” that is, the question was open-ended but the interviewer had to decide to which of a long list of categories the response belonged. In anticipation of testing a self-administered questionnaire, the Field Test separated “What was stolen?” into two questions in Condition 2. The first, T2a, was asked of respondents who reported the Theft at one of the screener cues and displayed only the categories matching the screener cue(s) with “Yes” responses and “Other.” The second “What was stolen” question (T2b) was asked of respondents reporting the Theft as part of an incident first mentioned in a different screener series. In this situation, all of the response options were displayed. T2b was also asked (or marked by the interviewer without asking) for those saying “Other” in T2a. For these respondents, all of the response categories were displayed except those shown in T2a, along with “Other.”

Table 8-2. Field test estimates of other theft by detailed TOC recode, Condition 1 and Condition 2 IL and NIL

TOC code	TOC description	Condition 1			Condition 2			Condition 2 NIL		
		Unwtd number	Weighted number	Rate per 1,000	Unwtd number	Weighted number	Rate per 1,000	Unwtd number	Weighted number	Rate per 1,000
	Other Theft	266	20,648,124	170.9	285	26,605,263	220.2**	324	29,457,616	243.8**
54	Completed Household Larceny (less than \$25)	11	713,067	5.9	52	4,483,031	37.1**	59	5,403,896	44.7**
55	Completed Household Larceny (\$25-\$100)	43	3,120,221	25.8	67	6,815,064	56.4**	89	7,686,074	63.6**
56 57	Completed Household Larceny (\$100+)	154	12,800,159	106	91	7,851,141	65.0**	100	8,771,307	72.6**
58	Completed Household Larceny (Value NA)	26	1,830,563	15.2	27	3,377,009	28.0*	22	2,292,026	19.0
59	Attempted Larceny	32	2,184,116	18.1	48	4,079,018	33.8	54	5,304,314	43.9**

Source: 2019-2020 NCVS-R Field Test.

^a Rate is per 1,000 persons age 12 or older.

^b Because of a programming error in the Condition 2 questionnaire, TOCs 56 (\$100 to \$1,000) and 57 (\$1,000 or more) are combined.

Table 8-3. Field test estimates of personal theft by detailed TOC recode, Condition 1 and Condition 2 IL and NIL

TOC code	TOC description	Condition 1			Condition 2			Condition 2 NIL		
		Unwtd number	Weighted number	Rate per 1,000	Unwtd number	Weighted number	Rate per 1,000	Unwtd number	Weighted number	Rate per 1,000
21	Completed Purse Snatching	1	114,870	0.4	N/A	N/A	N/A	N/A	N/A	N/A
22	Attempted Purse Snatching	0	0	0	N/A	N/A	N/A	N/A	N/A	N/A
23	Pocket Picking	3	256,702	1	N/A	N/A	N/A	N/A	N/A	N/A
23	Cash/Purse/Wallet Taken From Person	N/A	N/A	N/A	1	137,122	0.5	3	481,919	1.8
24	Something Else Taken From Person	N/A	N/A	N/A	5	689,793	2.6	8	1,277,397	4.7

Source: 2019-2020 NCVS-R Field Test.

^a Rate is per 1,000 households.

Condition 2 also updated the “What was stolen” response categories, for example adding “Cellphone” as a separate category. Table 8-4 compares the Condition 1 and Condition 2 Field Test response categories, showing the response frequencies from Q96a and from T2a and T2b combined. Some observations from Table 8-4:

- The categories common to Conditions 1 and 2 were mentioned in fairly similar proportions of CIRs.
- Of the new Condition 2 categories, “Cell phone” and “A package or groceries” were each mentioned in 5.6% of CIRs, “Garden hose or lawn furniture” in 2.7%, and “Backpack, briefcase, or luggage” in 0.2%.
- Of the Condition 1 categories dropped for Condition 2, “Food or liquor” was mentioned in 3.8% of CIRs—this category overlaps with “A package or groceries” in Condition 2. Vehicle-related categories, mentioned in 15.8% of Condition 1 CIRs, were moved to the Condition 2 What Happened: MV Theft CIR module.
- Other Condition 1 categories not included in Condition 2 were each mentioned in less than 2% of Condition 1 CIRs: “Silver, china, art objects” (1.6%), “Collection of stamps, coins, etc.” (0.9%), “Animals—pet or livestock” (0.3%), and “Farm or garden produce, plants, fruits, logs” (no mentions).

“Something else” (“Other” in Condition 1), was more common in Condition 2 (27.5% of CIRs with a reported theft) than in Condition 1 (20.2%). From a review of the Condition 2 open-ended descriptions, the most frequently cited “something else” was vehicle parts, including gas and oil, which were mentioned in 3.2% of CIRs. These might have been incidents where vehicle parts and other items were stolen, so both the MV Theft and Theft CIR modules were asked. In at least 2.4% of CIRs the open-ended responses could easily be recoded into one of the existing categories, and 1.1% mentioned medications or prescription drugs. Finally, 1.2% of CIRs indicated that nothing was stolen. Among Condition 1 “Other” responses, 1.6% of CIRs mentioned a package or mail, 1.3% mentioned medications, and at least 1.1% were easily recodable into one of the existing categories.

Condition 2 also had more missing responses (8.7% of CIRs with Theft) than Condition 1 (2.8% of CIRs). In part, this difference reflects a general pattern attributed to respondents opting out of answering CIR questions. It is also likely that for some incidents where nothing was stolen, the interviewer simply hit “Enter” rather than selecting “Something else” and writing in the response.

Going forward, the two-question (T2a, T2b) approach should be dropped, along with the attempt to tailor the list according to which screener cues were answered “Yes.” Incidents identified as MV Parts Theft should be routed through the Theft module rather than the MV Theft module. The response categories should be expanded, adding examples to many categories to reduce the proportion of “Other” responses. Finally, a “Nothing was stolen” category should be added to T2a. The recommended list of categories is shown in Table 8-5.

Condition 1 included a question (Q90a) asking what the offender tried to steal, which Condition 2 did not. That question should be retained going forward.

Table 8-4. Response categories and frequencies for “What was stolen,” Conditions 1 and 2

Condition 1			Condition 2		
Response category	Number	Percent	Response category	Number	Percent
Cash	48	15.1	CASH	99	14.9
Credit cards, checks, bank cards	22	6.9	CREDIT CARDS, A CHECK, OR BANK CARDS	37	5.6
Purse	7	2.2	A PURSE OR WALLET	40	6.0
Wallet	20	6.3			0.0
-	N/A	N/A	BACKPACK, BRIEFCASE, LUGGAGE	1	0.2
-	N/A	N/A	A CELL PHONE	43	6.5
Portable electronic and photographic gear (Personal stereo, TV, cellphone, camera, etc.)	34	10.7	A TABLET, A LAPTOP, OR OTHER PERSONAL ELECTRONICS	29	4.4
Other personal and portable objects	28	8.8			0.0
Clothing, furs, luggage, briefcase	19	6.0	CLOTHING, FURS, OR SHOES	54	8.1
Jewelry, watch, keys	18	5.7	JEWELRY, A WATCH, OR KEYS	32	4.8
TV, DVD player, VCR, stereo, other household appliances	9	2.8	A TV, A COMPUTER, OR APPLIANCES	12	1.8
Other household furnishings (furniture, rugs, etc.)	10	3.2	OTHER HOME FURNISHINGS	10	1.5
Handgun (pistol, revolver)	5	1.6	A HANDGUN OR OTHER FIREARM	4	0.6
Other firearm	1	0.3			0.0
Tools, machines, office equipment	44	13.9	TOOLS, MACHINES, OR OFFICE EQUIPMENT	41	6.2
Bicycle or parts	20	6.3	A BICYCLE OR BICYCLE PARTS	53	8.0
-	N/A	N/A	A GARDEN HOSE OR LAWN FURNITURE	18	2.7
Toys, sports and recreational equipment (not listed above)	16	5.0	TOYS, OR SPORTS AND RECREATION EQUIPMENT	27	4.1
Unattached motor vehicle accessories or equipment (CD player or satellite radio)	5	1.6	SOMETHING YOU KEPT IN YOUR VEHICLE, SUCH AS A GPS DEVICE OR A PHONE CHARGER	25	3.8
-	N/A	N/A	A PACKAGE OR GROCERIES	43	6.5
Other – specify	64	20.2	SOMETHING ELSE	183	27.5
Silver, china, art objects	5	1.6	-	N/A	N/A
Collection of stamps, coins, etc.	3	0.9	-	N/A	N/A
Farm or garden produce, plants, fruits, logs	0	0.0	-	N/A	N/A
Animals – pet or livestock	1	0.3	-	N/A	N/A
Food or liquor	12	3.8	-	N/A	N/A
Motor vehicle, parts, gas or oil	50	15.8	-	N/A	N/A
Don't know	9	2.8	Not ascertained	58	8.7%

Source: 2019-2020 NCVS-R Field Test.

“Percent” is percentage of CIRs where the question was asked; percentages add up to more than 100%.

Condition 2 responses are from both T2a and T2b, except that “SOMETHING ELSE” is from T2b only.

Table 8-5. Recommended response categories for question T2a, “What was stolen”

Code	Description
1	CASH
2	CREDIT CARDS, A CHECK, BANK CARDS, OR GIFT CARDS
3	PURSE, KEYS, WALLET, BACKPACK, BRIEFCASE, OR LUGGAGE
4	JEWELRY, WATCH, CLOTHING, FURS, SHOES, OR SUNGLASSES
5	PERSONAL DOCUMENTS (LICENSE, SOCIAL SECURITY CARD, PASSPORT, BIRTH CERTIFICATE, ETC.)
6	MAIL OR (UNSPECIFIED PACKAGE)
7	PERSONAL ITEMS (MEDICATION, MAKEUP, ETC.) OR BABY GEAR (CAR SEATS, STROLLER, ETC.)
8	HANDGUN OR OTHER FIREARM
9	CELL PHONE
10	TABLETS, LAPTOPS, OR OTHER PORTABLE ELECTRONICS (INCLUDING CHARGERS OR ACCESSORIES)
11	TVs, GAMING EQUIPMENT, APPLIANCES, OR OTHER ELECTRONICS
12	INDOOR HOME DÉCOR (INDOOR HOME FURNISHINGS, POTTED PLANTS, OR RUGS)
13	OUTDOOR FURNITURE OR ACCESSORIES (LAWN DECORATIONS, OUTDOOR PLANTS, OUTDOOR LIGHTS, FLAGS, SIGNS, ETC.)
14	TOOLS, MACHINES (LAWN MOWER, TRACTOR, ETC.), OR OFFICE EQUIPMENT
15	FOOD OR BEVERAGES
16	BICYCLE OR BICYCLE PARTS
17	TOYS OR SPORTS AND RECREATION EQUIPMENT (ATV, DIRT BIKE, SNOWMOBILE, TREADMILL, ETC.)
18	VEHICLE PARTS (LICENSE PLATE, STEREO, ETC.), GAS OR PROPANE (INCLUDING TANKS AND CANS)
19	SOMETHING ELSE (SPECIFY _____)
20	DON'T KNOW
21	NOTHING WAS STOLEN

8.3 Classifying Thefts: Value of Stolen Property

If “Purse” or “Wallet” was selected in Q96a, the Condition 1 CIR continued with Q96e, “Did the stolen (purse/wallet) contain any money?” If Q96e was answered “Yes” or if “Cash” was selected in Q96a, the next question was Q97a, “How much cash was taken?” Later, Q104b asked, “What was the value of the PROPERTY that was taken?” The respondent was instructed to “Exclude any stolen cash/checks/credit cards.” Q97a and Q104b were both open-ended questions, that is, the interviewer entered whatever dollar amount the respondent provided. Their responses were combined in processing to assign thefts to one of the Larceny TOC recodes, assuming no prior TOC recode specification had been met.

In the Field Test, there was no corresponding Condition 2 question for Q96e, but Q97a was retained for “Cash” responses to T2a and T2b. It was split into two separate questions with different response ranges, one (T3a) for youth and one (T3b) for adults. The question about the value of stolen property comes later in the Condition 2 CIR, in the Economic Consequences module (CE5). CE5 is also a categorical question, with somewhat different categories from T3b. In the Field Test, stolen cash was meant to be included in the total value, and CE5 alone was used to assign the appropriate Larceny TOC recode. These changes simplify the questions on the value of stolen property, based on recommendations from the Technical Review Panel.

Going forward, CE5 should be modified to exclude cash from the total value, and the question about a purse or wallet containing cash might be reinstated. Also, T3a or T3b and CE5 must be combined to assign a total value of stolen property. Because these are all categorical questions, this process will be imprecise at best, and it will be difficult to replicate the TOC recodes for Household Larceny

(54-58). However, BJS combines these categories into one for publications. Since the value-specific categories are rarely used, TOC Recodes 54 through 58 should be combined as “Completed Household Larceny.”

8.4 Classifying Thefts: Ownership of Stolen Property

If the stolen item(s) do not belong to a household member, the incident does not qualify as an NCVS Theft crime. As with MV Theft (Chapter 7), there were differences in wording between Condition 2 (T4) and Condition 1 (Q97a) for the question about ownership of stolen property. Condition 2 asked it open-ended: “Who did the stolen property or money belong to?” while in Condition 1 the responses were limited and spelled out: “Did the stolen ^PROPERTY_MONEY belong to you personally, to someone else in the household, or to both you and other household members?”²⁵ The frequency distributions (Table A-9, Appendix A) are fairly similar between Condition 1 and Condition 2. The differences are for “Respondent and other household members” (Condition 1 20.8%, Condition 2 6.0%) and for “Other household members only” (Condition 1 5.3%, Condition 2 12.2%). These differences could be due to how the questions are asked in each condition but could also be related to the difference in what was reported stolen. Condition 2 respondents tended to report more low-dollar-value property being stolen, which may in turn equate with less joint ownership.

Condition 1 also asked about ownership of items the offender attempted to steal; Field Test Condition 2 did not include this item. Going forward, ownership of property someone attempted to steal should be added as an alternative wording in T4.

8.5 Classifying Thefts: Items Taken Directly from Person

Condition 1 asked about items taken directly from the victim: Q102a asked specifically about cash, purses, or wallets mentioned in Q96a, and Q102b asked about other items taken directly from the victim. The Instrument Redesign made no changes to these questions (T5 and T6) except to add “cell phone” to Q102a. There was little difference in the responses to these questions between Field Test Conditions 1 and 2. Condition 1 included similar questions (Q93 and Q94) about Attempted Thefts, while Condition 2 did not.

These questions were used in the classification of Thefts. In the current NCVS TOC coding scheme, Recodes 21-23 (purse-snatching and pocket-picking) require that the respondent say they were present during the incident and that the cash, purse, or wallet was on their person when it was taken (Q 102a) or that someone attempted to take the purse (Q93). Other items that may have been on the person (Q102b, cash or wallets in Q93, or Q94) are not included in these TOC recodes.

For the Field Test, Condition 2 replaced these TOC recodes with a new concept of “Personal Theft,” that is, incidents in which items were taken directly from the victim, but which did not meet the criteria for Robbery. TOC Recode 23 (Completed Personal Theft (Cash/Purse/Wallet)) only required that T5 be answered “Yes,” that one or more of those three items were selected in T2a or T2b, and that no prior code’s conditions had been met. TOC Recode 24 (Completed Personal Theft (Other)) only required that T5 or T6 be answered “Yes” and that no prior code’s conditions (including TOC Recode 23) had been met.

²⁵ Condition 1 used the same question for MV Theft and Other Theft.

Going forward, keys, backpack, briefcase, and luggage should be added to the “Purse or wallet” category in T2a and “Backpack” to T5, so it would no longer be possible to use the Field Test definition for the new TOC Recode 23. Since these two new TOC recodes were relatively rare in the Field Test and the distinction between them has become fuzzier, they should be combined into a single TOC Recode 24, “Personal Theft,” which would be defined as a “Yes” response to either T5 or T6 and no prior recodes’ (or recode) conditions being met.

Draft specifications for TOC coding of Personal Theft and Other Theft (Household Larceny) are in Appendix B.

9. Vandalism

The Instrument Redesign considered a number of crime types for inclusion in the core NCVS, including Fraud, Identity Theft, and Stalking. Of those considered, only Vandalism was ultimately added. Currently, NCVS respondents frequently mention Vandalism, but the NCVS removes incidents where Vandalism is the only applicable crime type since it is not currently an NCVS crime. Vandalism is especially of interest because it is frequently targeted at a person or group of persons because of some characteristic, such as race, ethnicity, religion, sexual preference, gender identity, or disability. Vandalism may also be reported to the police or have socio-emotional or economic consequences, for example, so is of interest in understanding those aspects of crime.

The most recent Vandalism questions in the NCVS were fielded as part of the NCVS-1 in 2007,²⁶ to be answered by the household respondent only. This supplement was the starting point for adding Vandalism to the Instrument Redesign. It included the following questions:

- Whether the household experienced Vandalism in the reference period;
- What was damaged or destroyed, and how;
- The dollar value of the damage;
- The offender’s motivation, including whether the respondent considered the incident(s) a hate crime; and
- Whether the incident(s) was/were part of some other type of crime.

The 2007 supplement did not ask about separate incidents if there was more than one; thus, it supported only prevalence estimates.

9.1 Field Test Approach

For the Field Test, the Instrument Redesign team made the following decisions:

- Vandalism questions (except for the NIL follow-up probe) would be asked only of the household respondent;

²⁶ <https://bjs.ojp.gov/content/pub/pdf/ncvs107.pdf>

- Each Vandalism incident would be asked about separately, as with all other crime types; and
- Vandalism would be coded as the type of crime only if there was no other crime type associated with the incident.

The Field Test essentially used the 2007 questions, adding a separate screener item about injuring or killing animals. Questions about the dollar value of the damage, whether the incident was part of any other type of crime, and whether the respondent considered it a hate crime were already in the Condition 2 CIR. The two Field Test screener items and questions in the What Happened: Vandalism CIR module, along with unweighted Field Test frequencies, may be found in Table A-10, Appendix A. Table A-10 also shows the question text and frequencies for the 2007 Vandalism Supplement questions.

Unlike all other “What Happened” CIR modules, the Vandalism module did not contribute to TOC coding in the Field Test, except to rule out Assault on another household member and Theft/Attempted Theft. If a respondent said “Yes” to one of the Vandalism screener probes and no other TOC recode applied, TOC Recode 60 was assigned. Thus, the two screener probes essentially constitute the Field Test definition of Vandalism:

S05A1. Vandalism is when someone deliberately damages or destroys something belonging to you. Examples are breaking windows, slashing tires, or painting graffiti on walls. In the past 12 months, has anyone vandalized your home, car, or something else that belongs to you or someone else living here?

S05A2. In the past 12 months, did someone deliberately injure or kill an animal, such as a pet or livestock, that belonged to you or someone you live with?

Also, unlike other “What Happened” modules, the Vandalism module was asked only if the Vandalism screener flag was set and no other screener flag was set. The four questions in the module asked:

- What was damaged or destroyed (V1, the same question as CE9 in Economic Consequences);
- What kind of damage was done (V2, no comparable question in Economic Consequences);
- Whether the offender attacked or threatened another household member (V3); and
- Whether anything was stolen from another household member as part of the incident (V4).

Incidents of Vandalism were routed through every subsequent CIR module except Self-protection, Workplace Violence and, unless the victim reported being severely upset by the incident, Victim Services.

Vandalism could also have been identified in CIR2, the NIL follow-up probes, which were asked of all respondents. The Vandalism probe, asked for any other type of crime reported, asks whether “Someone vandalized something of yours” as part of the incident. The Vandalism screener flag could also have been set if a reported Vandalism was the same as an incident reported in a previous screener series (MV Theft, MV Parts Theft, Theft, Break-ins). For incidents identified as Vandalism in CIR2 or through deduplication, or for incidents initially reported as Vandalism that had another screener flag set, the Vandalism CIR module would not be asked. The Vandalism TOC recode could

still have been applied if the incident met no other TOC criteria because of the positive response to one of the screener probes or CIR2.

9.2 Field Test Estimates

Field Test victimization estimates for Vandalism are 46.1 per 1,000 households for the IL, and 59.3 per 1,000 for the NIL. This difference is not significant. As a percentage of households experiencing Vandalism, the IL estimate is 3.4%, the NIL 4.2%; again, the difference is not significant. Of incidents coded as Vandalism in the IL treatment, 19.0% were reported to the police, as compared with 26.4% of other types of property crime. For the NIL, only 7.5% of Vandalisms were reported to the police, as compared with 20.1% of other property crimes. The difference between the IL and NIL Vandalism percentages reported to the police is marginally significant ($p < .10$).

Responses to V1 and V2

The most common response to V1 was “A vehicle (including parts)” (46.8% of responses), followed by “Other” (18.0%), and “Something outside of your home or apartment, such as doors, windows, or walls” (12.6%). The “Other” responses included some that appeared to be “Not an NCVS crime,” such as business property and someone else’s home, and some that were more specific than the categories provided (e.g., “clock radio”). Several responses referred to yard ornaments, trees, and a garden hose. V1 is the same as CE9 (Consequences II: Economic module), which is asked for other types of crimes where property damage was reported.

The most common responses to V2 were “Other” (30.6%), “Defaced something, such as painting graffiti, or keyed a car” (29.7%), and “Broke or destroyed something else” (22.5%). Two V2 “Other” responses indicated explicitly that no damage was done, and several others could be considered “malicious mischief”—toilet paper in trees, nails behind vehicle tires, opened a hose, eggs broken in driveway—where no actual damage had been done. In addition, 15.6% of CIRs where V1 should have been asked and 14.8% where V2 should have been asked had no positive responses.

TOC Recodes for Cases where the Vandalism Screener Flag was Set

There were 232 incidents where the Vandalism screener flag was set, 155 at the Vandalism screener series and 77 through deduplication or CIR2. Of these, 225 wound up coded as NCVS crimes. The distribution of TOC recodes is shown in Table 9-1, by whether any other screener flag was set. Generally, the pattern in Table 9-1 is what one would expect given the rule that any other TOC recode supersedes Vandalism. Two of the 122 CIRs with only the Vandalism flag set were coded as Burglary after review of the incident narratives. Thirteen of the 103 CIRs where other flags were set wound up coded as Vandalism because of certain CIR responses (e.g., stolen property belonged to someone who was not a household member) or after narrative review. Another six CIRs (not shown in Table 9-1) had the TOC recode set to Vandalism by the coding algorithm, but narrative review led to recoding as “Not an NCVS crime.” Further review of the narratives for these 21 CIRs illustrates some of the difficulties with defining Vandalism, discussed below.

Table 9-1. Final TOC recodes for CIRs with Vandalism screener flag, by whether another flag was set

Type of crime	Other flags set?	
	Yes	No
Rape or Sexual Assault	0	0
Robbery	6	0
Assault	7	0
Burglary	26	2
Motor Vehicle Theft	10	0
Other Theft	41	0
Vandalism	13	120
Total	103	122

Source: 2019-2020 NCVS-R Field Test.

Vandalism and Hate Crime

As noted earlier, Vandalism was added during the Instrument Redesign because it is often thought of as a hate crime. Table 9-2 shows the proportion of CIRs with a positive response to the first hate crime question²⁷ by the broad TOC category assigned to the CIR in processing. The relevant questions are Condition 1 Q161 and Condition 2 HC2:

Q161. Hate crimes or crimes of prejudice or bigotry occur when (an offender/offenders) target(s) people because of one or more of their characteristics or religious beliefs. Do you have any reason to suspect the incident just discussed was a hate crime or crime of prejudice or bigotry?

HC2. A hate crime is a crime of prejudice or bigotry that occurs when an offender targets someone because of one or more of their characteristics or religious beliefs, such as:

- Race
- Religion
- Ethnic background or national origin
- A disability
- Sex
- Sexual orientation or gender identity

This could happen even if the offender falsely thinks you have certain characteristics or religious beliefs.

Do you think that this was a hate crime targeted at you?

The highest rate of positive responses in Table 9-2 is for violent crime, in both Condition 1 (10.2%) and Condition 2 (11.8%), and the next highest rate is for incidents not determined to be an NCVS crime (9.4% and 5.7%, respectively). Vandalism (5.5%) had the highest rate among Condition 2 property crimes.

²⁷ To meet the NCVS definition of a hate crime, an incident also required a positive response to one or more questions about the reason for the hate crime (e.g., race or religion) and to one or more questions about the evidence that made the respondent believe it was a hate crime.

Table 9-2. Percent of CIRs with positive response to first hate crime question by type of crime, Conditions 1 and 2

Type of crime	Condition 1	Condition 2
Violent crime	10.2%	11.8%
Burglary, MVT, etc.	1.8%	3.6%
Other theft	2.5%	0.9%
Not NCVS crime	9.4%	5.7%
Vandalism	N/A	5.5%
Overall	6.0%	4.0%
Total positive responses	39	50

Source: 2019-2020 NCVS-R Field Test.

9.3 Questionnaire and TOC Coding Recommendations

As noted earlier, the Vandalism questions used in the Field Test were essentially the questions from the 2007 Vandalism Supplement. Further, incidents were assigned TOC Recode 60 if one of the two screener probes was answered “Yes” and they did not qualify for any other TOC recode. There should be substantial revision to the What Happened: Vandalism CIR module going forward, including a stricter definition for TOC coding, taking advantage of some of these changes.

Review of Field Test V1 (“What kind of property did the offender damage or destroy?”) frequencies and of its “Other – specify” responses suggested that some changes to the categories were warranted, including adding “Nothing was damaged or destroyed.” Table 9-3 shows the Field Test and recommended categories. “An animal such as a pet or livestock” would be displayed only if S_05A2 were answered “Yes.” These changes should also be made to CE9, except that “An animal such as a pet or livestock” is not included among CE9 response options.

Given the addition of the “Nothing was damaged or destroyed” response and the nature of some of the “Other” responses, a V1 response other than these two options should be required for assigning the Vandalism TOC recode. Further, if the only V1 response is “Other,” coders should review the “Specify” response to determine whether it qualifies; e.g., excluding business property or property not belonging to a household member.

Table 9-3. Response categories for CIR question V1 (“What kind of property did the offender damage or destroy?”), field test and recommendations post-field test

Field Test categories	Recommended post-Field Test categories
A vehicle (including parts)	A VEHICLE (INCLUDING PARTS)
Something inside your home or apartment	SOMETHING INSIDE YOUR HOME OR APARTMENT, SUCH AS PERSONAL POSSESSIONS OR FURNITURE
-	PERSONAL PROPERTY SUCH AS A CELLPHONE, CLOTHING, OR JEWELRY
A mailbox	A MAILBOX
Something outside of your home or apartment, such as doors, windows, or walls	SOMETHING ON THE EXTERIOR OF YOUR HOME OR APARTMENT, SUCH AS DOORS, WINDOWS, OR WALLS
Fences, walls, gates or items in a garden	FENCES, WALLS, GATES OR ITEMS IN A GARDEN
A garage, shed, greenhouse or other structure on your property	A GARAGE, SHED, BARN OR OTHER STRUCTURE ON YOUR PROPERTY
-	SOMETHING ELSE ON YOUR PROPERTY, SUCH AS A TREE, YARD ORNAMENT, OR HOSE
An animal such as a pet or livestock	{AN ANIMAL SUCH AS A PET OR LIVESTOCK}
Other _____	OTHER _____
-	NOTHING WAS DAMAGED OR DESTROYED

Ownership of Damaged Property

The definition of Vandalism read to the respondent was “when someone deliberately damages or destroys something belonging to you.” “You” here would be the respondent or other members of the household, since the Vandalism screener probes are asked only of the household respondent. “Ownership” is not always clear-cut. Examples would include defacing a wall in the hall immediately outside of a rented apartment, damaging a mailbox in the apartment building’s lobby, or painting graffiti on a telephone pole on the respondent’s property. Respondents also reported Vandalism of property “at work” in narratives, which could either be personal property or property belonging to the employer. In the Field Test, the only way to identify ownership of vandalized property was through the incident narrative, which was sometimes ambiguous. It would be useful to add the following question, which parallels similar questions in the MV Theft and Theft CIR modules:

V1A. Who did the (property) (or) (animal(s)) belong to?

RESPONDENT OR SOMEONE RESPONDENT LIVES WITH
 SOMEONE RESPONDENT DOESN'T LIVE WITH A BUSINESS
 OTHER (SPECIFY:) _____

As with Theft, the incident would not be considered an NCVS crime if the property or animal did not belong to the respondent or someone in the household.

Damage to Personal Property

Adding the “personal property” response option in V1 raises the possibility of the property being taken forcibly from the respondent, which would change the nature of the crime. For Theft, the NCVS distinguishes between Personal Theft, where something is taken directly from the victim, and Other Theft. The following question should be added, to be asked if “Personal property” was selected in V1:

V1B. Did the offender(s) take anything that was damaged or destroyed directly from you, such as from your pocket or hands, or something that you were wearing?

BJS should monitor responses to this question and the accompanying narratives for positive responses. It may be appropriate to consider a “Yes” response as indicating Personal Theft rather than Vandalism. With no empirical evidence at hand, this question should not be included in the TOC coding algorithm for Vandalism.

What Kind of Damage?

Question V2 was included in the What Happened: Vandalism module for the Field Test, but there was no corresponding question in the CE module for other types of crimes. Going forward, V2 should not be needed for TOC coding, and it should be asked about all incidents where property damage was reported. Therefore, it should be moved from the Vandalism module to the CE module, as CE9A. Other recommended changes are to the response categories after review of Field Test frequencies and “Other specify” responses. Table 9-4 shows the Field Test and recommended post-Field Test response categories.

Field Test categories (V2)	Post-Field Test categories (CE9A)
Broke glass, such as a window or mirror	BROKE GLASS, SUCH AS A WINDOW OR MIRROR
Defaced something, such as painting graffiti, or keyed a car	DEFACED SOMETHING, SUCH AS PAINTING, GRAFFITI, OR KEYED A CAR
Burned something	
Drove into or ran over something with a vehicle	
Broke or destroyed something else	BROKE OR DESTROYED SOMETHING ELSE
	CUT SOMETHING
	KNOCKED SOMETHING DOWN
	OTHER DAMAGE, SUCH AS DENTS, HOLES, SCRATCHES, BURNS
{Injured or killed animals}	
Other _____	OTHER _____

Judging the Offender’s Intent

As discussed in Chapter 7, the offender’s intent in incidents involving motor vehicles may be ambiguous to the respondent—were they trying to steal the car, to steal something in the car, or just to cause damage? The earlier recommendation was to add questions to the MV Theft module to try to clarify such situations, leaving it up to the respondent to interpret the offender’s motivation. The same approach should be adopted here, with the addition of this question, if “a vehicle” was selected in V1:

V2A. Was any of the damage a result of the offender trying to get into the vehicle?

Similarly, these questions should be added if “mailbox” or “something on the exterior of your home” (V2B) or “a garage, shed, barn . . .” (V2C) was selected in V1:

V2B. Was any of the damage to your house or apartment a result of the offender trying to get inside?

- V2C. Was any of the damage to your garage, shed, barn, or other structure on your property a result of the offender trying to get into the structure?

These questions were already in the CE module as follow-ups to certain responses in CE9. As with CE9, none of these questions was asked in the Field Test if the Vandalism flag was set. As with the new item V1B, BJS should monitor responses and consider whether to make changes to the TOC algorithm, but not include them at this point.

The word “deliberately” in the Vandalism definition implies that the offender intended to do damage or harm or kill an animal, rather than the action being accidental or done with some other motivation. Two examples from the Field Test where the intent is ambiguous are broken car windows and a pet getting run over. The first example is covered by the new question V2A above. In the second example, the act may have been deliberate or accidental. The respondent’s perception of the offender’s intent may be inferred by how they answer screener and CIR questions. Adding a specific question about deliberate versus accidental damage is recommended at the end of the Vandalism module:

- V5. Do you think the offender {caused this damage} {or} {injured or killed an animal} intentionally, or was it an accident?

Unlike for the earlier questions about intent, the recommendation here is that the Vandalism TOC recode be applied if and only if the response to V5 is “Intentionally.”

The full recommended algorithm for TOC Recode 60, Vandalism, may be found in Appendix B.

10. Presence

One of the known issues with the current NCVS that the Instrument Redesign attempted to solve was the concept of the victim or another household member being “present” during a reported incident. Questions 20a and 20b define who is present.

Q20a. Were you or any other household member present when this incident occurred? Read as needed: (A household member is considered present when he/she is at the immediate scene of the crime incident and there is an opportunity for the offender to attack, threaten to physically harm, or to take something directly from the household member.)

Q20b. Ask or verify: Which household members were present?

If Q20a or Q20b is answered incorrectly, omitting that the victim (the respondent except for proxy interviews) was present, all questions related to violent crime are skipped. This kind of error could occur if the interviewer asked either of the questions incorrectly, or if the respondent heard only “other member of the household,” for example. It can also occur if a respondent had already described the incident in some detail and, when hearing the question about presence, re-interpreted it as having some other meaning. For example, this might be one reason some respondents focus on the “other member of the household.”

Another issue with the current presence question is that the optional definition of “present” to offer the respondent is complex and includes other terms that are somewhat ambiguous (“the immediate scene of the crime,” “an opportunity for the offender to attack”).

There are six pages on the concept of Presence in the NCVS FR Manual, complete with examples of inclusions and exclusions. (See NCVS Interviewing Manual for Field Representatives,²⁸ pp. C3-16 through C3-21.) It would not be surprising if an FR did not remember all of the nuances of “presence” in the field. Anecdotally and from prior Westat experience with both the Companion Survey (Brick et al., 2020) and the mode study (Cantor & Williams, 2013), conceptual problems tended to result in false positives, such as someone being asleep upstairs during a Burglary. However, false negatives are not uncommon—for example, if the respondent only hears the “any other household member” part.

One major change in Condition 2 was to use responses to the Victimization Screener to route through the CIR. Thus, for any violent crime reported in the Condition 2 screener (or in CIR2 for the NIL treatment), the victim was assumed to be present, and the Presence questions were not asked. They were asked for all incidents identified only as property crime. This strategy significantly reduced the reliance on the Presence question for routing through the CIR.

The Presence questions were also re-written, following the Crime Survey for England and Wales.²⁹

PR1. Did you {or anyone you live with} see, hear, or have any contact with the offender(s) as the incident was happening?

PR2. Who saw, heard, or had contact with the offender(s) as the incident was happening?

The idea was that these questions were more self-explanatory than Q20a and Q20b, and that the simpler language would reduce interviewer and respondent confusion. PR1 was asked in all CIRs that were not flagged as some kind of Attack and were not flagged only as Attempted Theft. (There was no follow-up in the Field Test CIR at all for incidents flagged only as Attempted Theft.)

Question PR2, asked if PR1 was answered “Yes” and they did not live alone, is a “mark-all” with categories “respondent,” “someone the respondent lives with,” and “someone the respondent does not live with.” Question 20b, on the other hand, is a “mark one” with categories “respondent/victim only,” respondent/victim and other household member(s),” and “other household members only.” It does not include an option for non-household members.

NCVS Q31 -- “Did you personally see an offender?” – was dropped from Condition 2.

The Presence module concludes with a question about the presence of a weapon in both Condition 1 and Condition 2, asked of respondents who reported being present in the earlier items. This question also appears in the Attack module of the Condition 2 CIR, where it is asked of persons reporting in the screener or CIR2 as being the victim of a violent crime. See Chapter 4 for further discussion of the weapon questions.

²⁸ <https://bjs.ojp.gov/sites/g/files/xyckuh236/files/media/document/manual2019.pdf>

²⁹ [Crime and justice methodology – Office for National Statistics \(ons.gov.uk\)](https://ons.gov.uk/methodology/crime-and-justice)

See Table A-11, Appendix A, for question text, sample size, and unweighted response frequencies for Condition 1 and 2 Presence questions.

Instrument Redesign staff listened to available Field Test recordings for all Condition 1 CIRs that appeared to include some form of Sexual Assault. This review identified five CIRs where the interviewer misread Q20a, which was then coded as the respondent not being present. These five CIRs were assigned TOC Recode 3.5 based on the recording, since there was not sufficient evidence to decide between code 3 (Sexual Attack with Serious Assault) or code 4 (Sexual Attack with Minor Assault). These five CIRs represent half of the Condition 1 CIRs assigned RSA codes.

In three other Condition 1 CIRs that wound up with personal crime TOC recodes (one Assault without Weapon without Injury, one Verbal Threat of Assault, and one Pocket Picking), the respondent reported not being present. Note that the review of other crime types was not as thorough as that for RSA. Nonetheless, these eight CIRs illustrate the a priori concerns about response error associated with the Condition 1 Presence questions. Besides these false negatives, reviewers also identified false positive reports of Presence in Condition 1; however, these did not affect TOC coding.

In contrast, of 236 Condition 2 CIRs assigned personal crime TOC recodes, only five were asked PR1, and in all of these, the respondent was reported as being “present” and then reported the presence of a weapon. These five were assigned TOC 13, Threatened Assault with Weapon since there was no further information (other than the narrative) to support any other personal crime recode. The remaining 231 were all identified as some kind of Attack in the screener or CIR2 and were not asked about Presence. There were no issues related to presence reported by the Field Test coders.

Turning to CIRs assigned property crime codes, in 36.8% of Condition 1 instances the victim was reported as being present. In Condition 2, only 7.4% were reported as being present, either in PR1 and PR2 or because the initial report in the screener was of some kind of Attack. (The Condition 2 calculation excludes CIRs coded as Attempted Personal Larceny where no CIR questions were asked.) The difference between Condition 1 and Condition 2 presence for property crimes could be due to false positive reports of Presence in Condition 1, or to Condition 2 eliciting more reports of “less memorable” crimes as has been suggested in the Topline Report (Cantor et al., 2022) and elsewhere in this report.

The Condition 2 approach to Presence appears to have worked well. The difficulties in TOC coding associated with the current NCVS approach did occur in Field Test Condition 1 processing; there were no such difficulties in Condition 2. There is undoubtedly some difference in how the concept is understood by respondents between the two versions, but for the primary purpose of identifying personal crime, the Condition 2 approach seems to have worked better than the Condition 1 approach.

For the rare cases not identified as Attacks in the screener that may actually have been personal crimes, it would be prudent to add several questions from the Attack and Injury modules to the Presence module: A2, A2a, A2b, A2c_a, A2c_b, CI1, CI2, CI6, CI7, CI7a, CI8, CI10, and CI11. These items support assignment of TOC recodes.

11. Location

In the current NCVS, errors in reporting Location can result in missed Burglary incidents. In Condition 2, Location becomes a necessary characteristic of Burglary, but the Burglary questions are not dependent on how the respondent reports Location in the CIR. Location is also an important characteristic of crime for many other kinds of analyses, including school crime and workplace violence.

“Location” is a complex concept, with many nested aspects. For example, “In the kitchen” is not a codable response to “Where did this incident happen?” (LO_3 in Condition 2). The kitchen might be in many of the locations offered as response options in LO_3:

- Inside your home
- In a common area where you live, such as a stairwell, hallway, or storage area
- On your porch, lawn, garage, or other part of {your/your building’s} property
- Inside somewhere else where you were staying overnight or longer
- At your place of work
- At school, on school property, or on a school bus
- In a campus building such as a classroom or a lab
- Somewhere else

In the corresponding Condition 1 question, Q10a, the interviewer is instructed to read the response options until the respondent says “Yes.” But it is far from obvious that the first option, “In your own home or lodging,” actually includes all of the responses in Q10b, the follow-up question for those answering “In your own home or lodging” to Q10a. The current NCVS relies on FRs’ experience to guide the respondent to the right response in Q10a if, for example, the respondent says, “Someone tried to break into my shed.” To take this one step further, it is definitely not obvious that “In your own home or lodging” applies if the offender did not succeed in breaking into the shed. Again, the current NCVS relies on FRs to arrive at the correct code.

The Instrument Redesign thoroughly re-worked the NCVS Location questions with several goals in mind:

- Eliminating the CIR Location questions as a prerequisite for identifying Burglary, and reducing reliance on interviewer judgment;
- Re-examining the aspects of Location that are important for BJS and other data users;
- Improving the conversational flow of the interview; and
- Making better use of previously reported information.

Table A-12, Appendix A, shows the question text, sample size, and response frequencies for the Location questions in Conditions 1 and 2. The Condition 2 questions are presented in the order they appeared in the questionnaire; the Condition 1 questions appear next to the corresponding Condition 2 items, where applicable. The Condition 1 question numbering is sequential; the Condition 2 numbering is not. Table 11-1 compares the Condition 1 and Condition 2 detailed location recodes across all questions.

These changes are apparent when comparing the Condition 1 and Condition 2 questions:

- The Condition 2 categories do not match well with Condition 1 recodes 11-14; in Condition 2, identifying Burglary is no longer dependent on these codes.
- Condition 2 eliminated some location details that have not appeared in reports or other publications, including details about where in or near someone else’s home (codes 18-21), the type of parking lot or garage (codes 28-30), and separating public transportation from “open areas” (codes 33 and 35).
- Condition 2 added a code for “At your place of work,” which was selected in 8.8% of Condition 2 CIRs. This category is not like the other codes in that it does not describe a kind of place, but rather why the respondent would be there. This change represents a loss of information in the sense that “place of work” could also be coded as many of the kinds of places in the Location module, but it also aids in identifying potential workplace violence (see Chapter 12). Some 2.6% of Condition 1 CIRs had workplaces mentioned in the “Other” categories.
- Condition 2 also made the following changes to the Location CIR module: (1) added detail for school or college locations; (2) asked separately about location for incidents involving a motor vehicle; (3) added a location category “At a public building, such as a hospital or library;” and (4) added a question about distance from home.

Aside from the mismatches for the “in home” and “near home” categories, the distribution of responses in Table 11-1 lines up fairly closely between Condition 1 and Condition 2.

Table 11-1. Condition 1 LOCATION_1 codes and responses, and corresponding Condition 2 responses

Condition 1				Condition 2		
Code	Category	n	Percent	Category	n	Percent
LOCATION_IN_HOME		198	28.4%		140	7.6%
11	In own dwelling, own attached garage, or enclosed porch (Include illegal entry or attempted illegal entry of same)	175	25.1%	Inside your home	139	11.7%
12	In detached building on own property, such as detached garage, storage shed, etc. (Include illegal entry or attempted illegal entry of same)	22	3.2%	-	-	-
13	In vacation home/second home (Include illegal entry or attempted illegal entry of same)	0	0.0%	-	-	-
14	In hotel or motel room ^RESPONDENT_VICTIM was staying in (Include illegal entry or attempted entry)	1	0.1%	Inside somewhere else where you were staying overnight or longer	1	0.1%
LOCATION_NEAR_HOME		225	32.3%		572	48.1%
15	Own yard, sidewalk, driveway, carport, unenclosed porch (Does not include apartment yards)	158	22.7%	On your porch, lawn, garage, or other part of {your/your building's} property	363	30.5%
					142	11.9%
16	Apartment hall, storage area, laundry room (Does not include apartment parking lot/garage)	10	1.4%	{In a common area where you live, such as a stairwell, hallway, or storage area}	23	1.9%
17	On street immediately adjacent to own home or lodging	54	7.7%	On the street near where you live	44	3.7%
LOCATION_OTHER_HOME		26	3.7%		51	4.3%
18	At or in home or other building on their property	12	1.7%	At, in, or near someone else's home	51	4.3%
19	Yard, sidewalk, driveway, carport (Does not include apartment yards)	12	1.7%	-	-	-
20	Apartment hall, storage area, laundry room (Does not include apartment parking lot/garage)	0	0.0%	-	-	-
21	On street immediately adjacent to their home	2	0.3%	-	-	-
LOCATION_COMMERCE		51	7.3%	At a business, such as a store, restaurant, bar, or office building	79	6.6%
22	Inside restaurant, bar, nightclub	14	2.0%	A restaurant, bar, nightclub	28	2.4%
23	Inside bank	0	0.0%	A bank	1	0.1%
24	Inside gas station	5	0.7%	A gas station	12	1.0%
25	Inside other commercial building, such as a store	26	3.7%	A store or shopping mall	24	2.0%
26	Inside office	4	0.6%	An office	3	0.3%
27	Inside factory or warehouse	2	0.3%	A factory or warehouse		

Table 11-1. Condition 1 LOCATION_1 codes and responses, and corresponding Condition 2 responses (continued)

Condition 1				Condition 2		
Code	Category	n	Percent	Category	n	Percent
LOCATION_PARKING		29	4.2%		45	3.8%
	-	-	-	In some other garage or parking lot	34	2.9%
28	Commercial parking lot/garage	13	1.9%		-	-
29	Noncommercial parking lot/garage	3	0.4%		-	-
30	Apartment/townhouse parking lot/garage	10	1.4%	{In your building's garage or parking lot}	11	0.9%
LOCATION_SCHOOL		17	2.4%	{At school, on school property, or on a school bus}	28	2.4%
31	Inside school building	9	1.3%	Inside a school building	20	1.7%
32	On school property (school parking area, play area, school bus, etc.)	8	1.1%	On school property outside the school building (school parking area, play area, school bus, etc.)	8	0.7%
LOCATION_OPEN_AREA		64	9.2%		77	6.5%
	-	-	-	In an open area, on the street, or on public transportation	64	5.4%
33	In an apartment yard, field, playground (other than school)	10	1.4%	-	-	-
34	On the street (other than immediately adjacent to own/friend's/relative/neighbor's home)	52	7.5%	On the street but not near where you live	13	1.1%
35	On public transportation or in station (bus, train, plane, airport, depot, etc.)	2	0.3%	-	-	-
	-	-	-	-	-	-
	Missing	22	3.2%	Not ascertained	91	7.6%
36	Somewhere else	71	10.2%	Somewhere else	65	5.5%
	-	-	-	At a public building, such as a hospital or library	13	1.1%
	(Place of work from Other)	18	2.6%	At your place of work	105	8.8%

Source: 2019-2020 NCVS-R Field Test.

To address the issues discussed above, the following changes to the response categories in LO_3 are recommended so that the redesigned questionnaire more closely aligns with the current NCVS for categories inside or near home:

- Change “Inside your home” to “INSIDE YOUR HOME OR ATTACHED GARAGE, (INCLUDE DORM ROOM OR ROOM IN A MULTI-UNIT BUILDING LIKE A NURSING HOME.)”
- Add a new category, “INSIDE ANOTHER BUILDING ON YOUR PROPERTY SUCH AS A GARAGE OR SHED.”
- Remove the phrase “your building’s” from “On your porch, lawn, garage, or other part of {your/your building’s} property.”

In the Field Test, several incidents where an adult was the victim occurred in schools. These changes are recommended to LO_3 to allow anyone to report a school or college as a location:

- For persons older than 18, the category “At school, on school property, or on a school bus,” not shown in the Field Test, should be displayed as “AT A PRIMARY OR SECONDARY SCHOOL.”
- The category “In a campus building such as a classroom or a lab,” displayed in the Field Test only if the respondent was a college student, should be displayed for all respondents as “ON A COLLEGE OR UNIVERSITY CAMPUS.”

Finally, incidents happening “At your place of work” in LO_3 should be routed along the same path as those coded “Somewhere else,” capturing additional information about the kind of place where the respondent works.

12. Workplace Violence

Condition 2 made several changes to the collection of information about Workplace Violence. Condition 1 asked the following question of all CIR respondents:

Q135a. What were you doing when this incident (happened/started)?

Working or on duty
On the way to or from work
On the way to or from school
On the way to or from other place
Shopping, errands
Attending school
Leisure activity away from home
Sleeping
Other activities at home
Other – specify

Workplace violence is defined as a response of “Working or on duty” where the incident is coded as a violent crime.

The series continued with questions about labor force participation, occupation and industry for all CIR respondents. It also included the following item, asked of respondents who said “working or on duty” in Q135a:

Q141a. Did this incident happen at your work site?

The Condition 2 workplace series was asked only of respondents who reported being employed during the reference period and who reported a violent crime in the Victimization Screener or in CIR2. The series began with these two questions, corresponding to the first two response options in Q135a:

WV1. Did {this/the} incident occur while you were working or on duty?

WV2. Did {this/the} incident happen when you were on your way to or from work?

Condition 2 did not ask about labor force participation in the CIR; these questions were asked of all respondents age 16 or older in the Personal Characteristics I and II modules. It did ask about the industry and occupation of respondents who said that the incident happened “while working or on duty.”

Condition 2 did not include the Condition 1 work site item (Q141a), but it did include a response category “At your place of work” in the Location series (LO_3), which Condition 1 did not. While these items were not intended to be comparable, they are very similar conceptually.

One other difference between Conditions 1 and 2 in this series was in the follow-up to the open-ended industry question:

Q138e. Is this mainly . . .

Manufacturing?

Retail trade?

Something else?

WV7. Which of these categories best describes the business or industry?

Agriculture	Services
Forestry	Transportation
Construction	Warehousing
Healthcare and Social Assistance	Utilities
Manufacturing	Retail Trade
Mining	Wholesale Trade
Oil and Gas Extraction	Something Else
Public Safety	

WV7 is identical to PC16 in the Personal Characteristics 2 module following the CIR. (PC16 was not asked of a respondent who answered WV7 if the CIR job was also the current or most recent job.) The Condition 1 item is taken from the Current Population Survey (CPS), where it is asked “if necessary” to elucidate the response to the open-ended industry question. The Condition 2 categories were selected to provide additional information that did not rely on coding the open-ended response, as well as to support the industry coding. The categories were based on NIOSH recommendations for high-risk industries.

The following questions in Condition 1 were not retained in Condition 2:

Q136. Did you have a job at the time of the incident?

Q137a. What was your major activity the week of the incident – were you looking for work, keeping house, going to school, or doing something else?

Q138b. Is this business incorporated?

Q140. While working at this job, did you work mostly in . . . A city? Suburban area? Rural area? Combination of any of these?

Q141a. Did this incident happen at your work site?

Q141c. Did you usually work days or nights?

Table 12-1 compares estimates of workplace violence by type of crime for Condition 1 and Condition 2 IL and NIL. Overall, the IL estimate is slightly lower and the NIL estimate somewhat higher than the Condition 1 estimate, but none of the comparisons with Condition 1 comes close to statistical significance.

Comparing estimates of violent crime in the Topline Report (Cantor et al., 2022), the Condition 2 IL and NIL estimates (91.1 and 99.2 per 1,000 persons, respectively) are considerably higher than that for Condition 1 (64.2 per 1,000 persons); the difference with the NIL is statistically significant ($p < .05$). Dividing the estimates for workplace violence by the overall violent crime rates (Table A-4 – 1 in the Topline Report) shows that workplace violence accounts for 38.6% of all violent crime in Condition 1, as compared with 24.0% in the IL and 33.5% in the NIL. This percentage is higher in Condition 1 than in the IL or NIL for most sub-categories of violent crime. Thus, it seems that the difference in the overall estimates of violent crime comes largely from non-workplace-related crime.

Next, consider the relationships among “At work or on duty,” in either Q135a or WV1, and “Your work site” for Condition 1 (Q141a) and “At your place of work” for Condition 2 (LO_3). As noted earlier, Q135a was asked in all CIRs, while WV1 was asked only if (1) the respondent reported having a job at some time during the reference period, and (2) the incident was reported as an Attack or Sexual Attack. By definition, all Condition 2 respondents asked WV1 were present during the incident. Of Condition 1 respondents saying they were “at work or on duty” in Q135a, 50.8% had reported being present during the incident. Q141a (“at your place of work”) was asked only of respondents who said they were “working or on duty” in Q135a. Thus, in theory, most if not all of those saying “Yes” to Q141a should have reported being present during the incident. In fact, 89.5% said they were present.

A potential advantage to the Condition 1 approach is that it captures property crime in the workplace, while Condition 2 does not because WV1 is not asked for most property crimes. Of Condition 1 CIRs assigned a TOC Recode denoting an NCVS crime where the respondent reported being “At work or on duty,” 38.6% were property crimes. Of Condition 2 CIRs where the respondent reported being “At work or on duty” and assigned TOC Recodes, only 2 (3.3%) were property crimes. However, since Q141a is asked only if the respondent reported “At work or on duty” in Q135a, Condition 1 does not identify workplace (work site) property crimes that may have happened while the victim was not at work or on duty.

Table 12-1. Number and rate of violent victimization while at work or on duty, by type of crime, Condition 1 and Condition 2

Type of crime	Condition 1			Condition 2			Condition 2 NIL		
	Unwtd number	Weighted number	1,000	Unwtd number	Weighted number	Rate per 1,000	Unwtd number	Weighted number	Rate per 1,000
Violent crime	48	6,681,603	24.8	27	5,897,352	21.9	31	8,928,596	33.2
Rape/sexual assault	6	419,526	1.6	2	352,882	1.3	1	2,644,184	9.8
Robbery	7	774,696	2.9	0	0	0.0	6	706,215	2.6 ⁺⁺
Assault	35	5,487,380	20.4	25	5,544,470	20.6	24	5,578,198	20.7
Aggravated assault	11	1,507,654	5.6	10	1,804,592	6.7	3	441,303	1.6
Simple assault	24	3,979,726	14.8	15	3,739,878	13.9	21	5,136,895	19.1
Violent crime excluding simple assault	24	2,701,876	10.0	12	2,157,473	8.0	10	3,791,701	14.1

Source: 2019-2020 NCVS-R Field Test.

Rate is per 1,000 persons age 12 or older.

⁺⁺Different from Condition 2 IL, $p < .05$.

At first glance, “Your work site” and “At your place of work” appear nearly synonymous, but they appear in different contexts—as part of a series about the respondent’s job in Condition 1, and as part of a general incident location question in Condition 2.

Table 12-2 compares the Location responses of those saying “Yes” to WV1 (incident happened while at work or on duty) with those saying “At work or on duty” in Q135a who also reported being present during the incident. The location categories shown are from the Condition 1 high-level summary across all of the Location questions, plus “At your place of work” from Condition 2. The latter category was selected in more than 75% of applicable Condition 2 CIRs. The other Condition 2 responses were at or near home, in a commercial building, or in an “open area,” all of which may well be workplaces. Almost half of the Condition 1 responses were in the first four categories, so these map reasonably well to the Condition 2 responses. The largest category for Condition 1 was “Other” (37.5%), and a review of the “Specify” responses indicated that many appeared to be workplaces. This analysis suggests that the Condition 1 concept of “Your work site” and Condition 2’s “At your place of work” yield fairly similar results, even though they appear in different contexts.

Table 12-2. Location category reported in incidents where the victim was “working or on duty”^a at the time of the incident, Conditions 1 and 2						
Location category	Condition 1 ^a		Condition 2 IL ^b		Condition 2 NIL ^b	
	Number	Percent	Number	Percent	Number	Percent
LOCATION_IN_HOME	6	9.4	1	2.6	0	0.0
LOCATION_NEAR_HOME	4	6.3	3	7.9	0	0.0
LOCATION_OTHER_HOME	1	1.6	0	0.0	0	0.0
LOCATION_COMMERCE	17	26.6	2	5.3	3	8.1
At your place of work	N/A	N/A	29	76.3	32	86.5
LOCATION_PARKING	2	3.1	0	0.0	0	0.0
LOCATION_SCHOOL	2	3.1	0	0.0	0	0.0
LOCATION_OPEN_AREA	8	12.5	3	7.9	2	5.4
Other	24	37.5	0	0.0	0	0.0

Source: 2019-2020 NCVS-R Field Test

^a Denominator includes only CIRs where the victim was present during the incident.

^b “Working or on duty” asked only if victim was employed at some time during the reference period and the incident was reported as an Assault or Sexual Assault.

However, neither the Condition 1 nor the Condition 2 response distribution in Table 12-2 is entirely satisfactory. Many of the Condition 2 “At your place of work” responses could be allocated to other Condition 1 categories with further probing, but there was no follow-up in the Field Test after this response. The large number of “Other” responses in Condition 1 is not helpful unless the “Specify” responses were further classified. As noted earlier, the Condition 2 Location module should be modified so that LO_3 responses of “At your place of work” are followed up to allow further classification.

13. School Crime

Key measures of school crime from the core NCVS are incidence and prevalence rates for students 12-18 years of age, classified by where the incidents occurred—at school or on the way to or from school, and somewhere else. The location is derived from two NCVS questions:

Q10a. Did this incident happen . . .

In your own home or lodging?

Near your home?

At, in, or near a friend's/relative's/neighbor's home?

At a commercial place?

At school?

In open areas, on the street, or on public transportation?

Somewhere else?

Q135a. What were you doing when this incident (happened/started)?

Working or on duty

On the way to or from work

On the way to or from school

On the way to or from other place

Shopping, errands

Attending school

Leisure activity away from home

Sleeping

Other activities at home

Other – Specify

The FR instruction at Q10a says, “Read each category until the respondent says ‘Yes’ . . .” The instruction for Q135a is “Ask or verify;” this question is field coded, i.e., the FR does not read the response categories unless s/he needs help in choosing the correct response from what the respondent says. The Instrument Redesign development memo on school crime pointed out that the response options in Q10a are not mutually exclusive, and only one response is entered. Since the respondent does not necessarily know the response options in Q135a, their initial response may be ambiguous, e.g., “I was walking down the street.” Ideally, the FR would probe such a response by offering possible responses from the list.

The goal of the Instrument Redesign was to retain the core data items needed to identify school crime, consistent with the current NCVS. The questions to identify students were not changed, but there were changes to the Location items, and the “activity” question was dropped. Here are the Condition 2 questions corresponding to the current NCVS items above:

LO_3. Where did {this/the} incident happen?

Inside your home?

{In a common area where you live, such as a stairwell, hallway, or storage area}?

On your porch, lawn, garage, or other part of {your/your building's} property?

Inside somewhere else where you were staying overnight or longer?
{At your place of work}?
{At school, on school property, or on a school bus}?
{In a campus building such as a classroom or a lab?}
Somewhere else?

LO_4 Did {this/the} incident occur when you were on the way to or from school?
(Yes/No)

Field Test interviewers were instructed to read the LO_3 responses until the respondent said “Yes,” just as for Q10a. The LO_3 responses in brackets were displayed or not based on earlier responses; for example, the “at school” response was displayed only if the respondent was or had been a student at some time during the reference period. LO_4 was asked only of those 12–18 or who were students, and who did not say “at school” or “in a campus building” in LO_3.

The Condition 2 CIR also included a separate Location question if the incident was reported as an MV Theft or MV Parts Theft in the screener or by a follow-up probe:

LO_1 Where was the vehicle when this happened?

On your property, such as your driveway or garage?
{In your building’s garage or parking lot}?
In some other garage or parking lot?
On the street near where you live?
On the street but not near where you live?
Somewhere else?

Students reporting a vehicle-related incident were not asked directly whether the incident happened while they were at school, but they were asked if they were on the way to or from school if they meet the other criteria for LO_4. Regardless, MV Thefts were not cued on the screener for non-household respondents. Consequently, it is difficult to use these data when attributing them to a specific student and these types of crimes are not highlighted in the BJS/NCES publications.

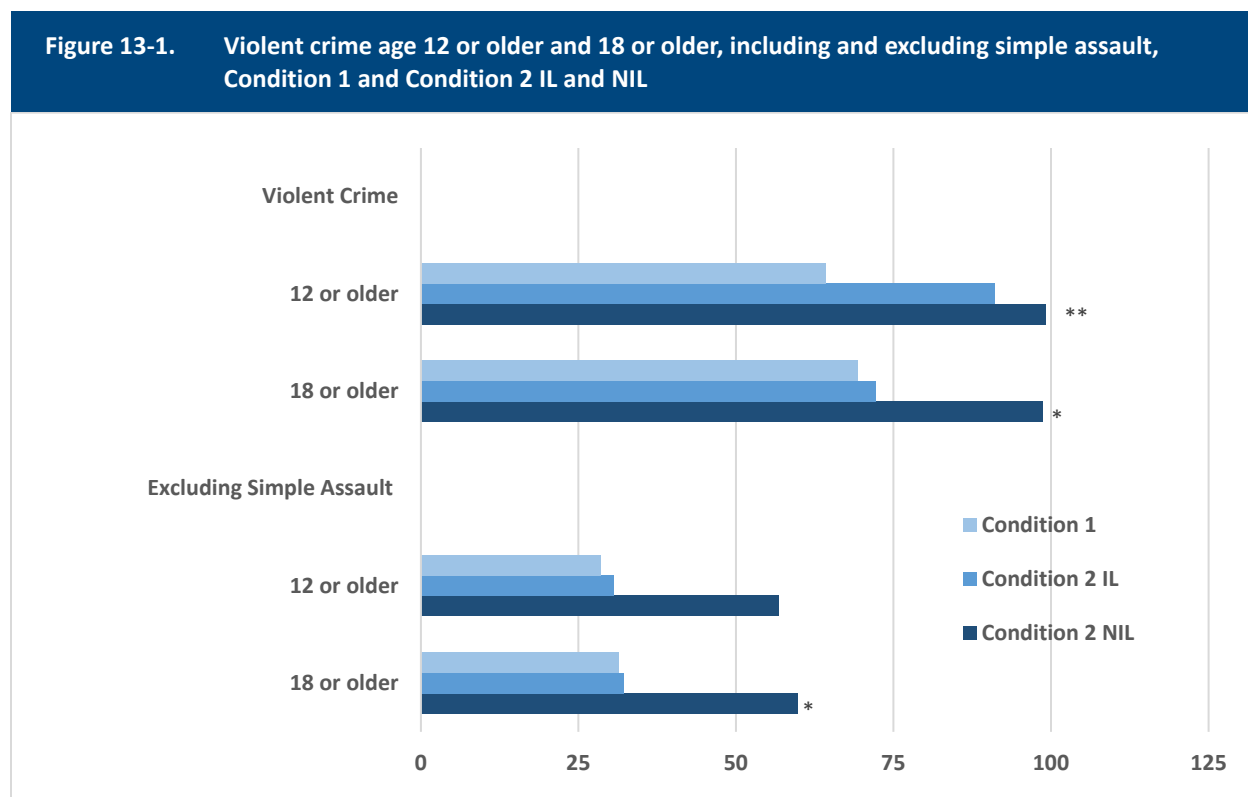
The crime types included in school crime estimates are Theft (TOC Recodes 21-23 and 54-59) and Violent Crime (TOC Recodes 1-20). Condition 2 introduced changes in how information to classify crimes was collected; these changes are discussed in the sections addressing those crime types.

The Location series in both Condition 1 and Condition 2 continued with “Where at school did this incident occur?” to distinguish between inside a school building or elsewhere on school property or a school bus. If the incident was inside a school building, both Condition 1 and Condition 2 asked whether it was the respondent’s school. Condition 1 then asked in what part of the school the incident happened; this question was dropped in the Instrument Redesign.

13.1 Field Test Estimates of School Crime

Condition 2 respondents ages 12–17 were found to have extremely high violent crime rates overall. Figure 13-1 below partially reproduces Figure 4-2 from the Topline Report (Cantor et al., 2002). It shows the Field Test estimates for violent crime overall and excluding Simple Assault, including and excluding persons ages 12–17. For violent crime overall, excluding youth slightly increases the Condition 1 estimate, dramatically reduces the Condition 2 IL estimate, and has little effect on the

NIL estimate. Excluding youth has little effect on the estimates excluding Simple Assault, except that the NIL estimate moves from just outside to just inside being significantly different from the Condition 1 estimate ($p < .10$).



Source: 2019-2020 NCVS-R Field Test.

Rate is per 1,000 persons.

* Significantly different from Condition 1, $p < .10$.

**Significantly different from Condition 1, $p < .05$.

Field Test estimates of school crime were not included in the Topline Report; they are presented in Tables 13-2 and 13-3 on the next page, with and without the series adjustment, respectively. The Condition 1 rates are the same in both tables because no series crimes were reported. Evaluation of the school crime estimates is difficult because of the relatively small number of Field Test interviews with students 12–18 years old. The conditional response rate for this age group was around 35%.

The adjusted Condition 2 rates for Theft (IL 106.8 per 1,000 NIL 126.9 per 1,000, Table 13-1) are about twice that of the Condition 1 rate (58.0 per 1,000), but the differences are not statistically significant. Without the adjustment, the Condition 2 Theft rates (IL 65.7, NIL 83.1, Table 13-2) are closer to the Condition 1 rate, and again not significantly different from it

The Condition 2 rates for violent crime (IL 293.9, NIL 70.1, Table 4-22) are many times the C1 rates (14.4 and 6.7, respectively), and the differences are significant ($p < .05$ with the IL, $p < .10$ with the NIL). One IL violent series crime was reported, which had a large effect on the estimates. Nonetheless, the unadjusted IL violent crime rate (131.4 all violent, Table 4-23) is still significantly different from the Condition 1 rate ($p < .05$).

Going forward, the CIR should be changed so that Attempted Thefts are routed through the CIR, including the Location series. Also, incidents reported by a student involving an MV Theft should get a follow-up question, “Did this incident happen while you were at school?”

Table 13-1. Estimates of school crime for students ages 12–18 by type of crime, Conditions 1 and 2, with series adjustment

Type of crime	Condition 1			Condition 2			Condition 2 NIL		
	Unwtd number	Weighted number	Rate per 1,000	Unwtd number	Weighted number	Rate per 1,000	Unwtd number	Weighted number	Rate per 1,000
Theft	8	1,380,113	58.0	8	1,211,436	106.8	12	1,614,582	126.9
Violent Crime	2	343,298	14.4	19	3,335,033	293.9**	5	892,259	70.1*†

Source: 2019-2020 NCVS-R Field Test.

Rate is per 1,000 persons ages 12–18.

* Statistically different from Condition 1, $p < .10$.

** Statistically different from Condition 1, $p < .05$.

† Statistically different from Condition 1, $p < .05$.

Table 13-2. Estimates of school crime for students ages 12–18 by type of crime, Conditions 1 and 2, without series adjustment

Type of crime	Condition 1			Condition 2			Condition 2 NIL		
	Unwtd number	Weighted number	Rate per 1,000	Unwtd number	Weighted number	Rate per 1,000	Unwtd number	Weighted number	Rate per 1,000
Theft	8	1,380,113	58.0	5	1,524,256	65.7	8	2,069,782	83.1
Violent Crime	2	343,298	14.4	10	3,046,965	131.4**	5	1,746,950	70.1*†

Source: 2019-2020 NCVS-R Field Test.

Rate is per 1,000 persons ages 12–18.

* Statistically different from Condition 1, $p < .10$.

** Statistically different from Condition 1, $p < .05$.

† Statistically different from Condition 1, $p < .05$.

References

- Biderman, A.D., and Lynch, J.P. (1981). Recency Bias in Data on Self-Reported Victimization. In *Proceedings of the Survey Research Methods Section, American Statistical Association*. Washington, DC.
- Biderman, A.D., Cantor, D., Lynch, J.P., and Martin, E. (1986). *Final report of the National Crime Survey redesign*. Washington, DC: Bureau of Social Science Research.
- Block, R., and Block, C.R. (1980). Decisions and Data: The transformation of robbery incidents into official robbery statistics. *Journal of Criminal Law and Criminology*, 71(4), 622–636.
- Brick, J.M., Lohr, S., Giambo, P., Broene, P., Edwards, W.S., Jones, R., and Lim, Y. (2020). *National Crime Victimization Survey Local-Area Crime Survey: Field Test Methodology Report*. (Third-party report, NCJ 254519). Washington, DC: Bureau of Justice Statistics, U.S. Department of Justice.
- Cantor, D., and Williams, D. (2013). *Assessing Interactive Voice Response for the National Crime Victimization Survey*. Report submitted to the Bureau of Justice Statistics, Contract: 2008-BJ-CX-K066. Available at: https://bjs.ojp.gov/sites/g/files/xyckuh236/files/media/document/assessing_ivr_for_the_ncvs.pdf.
- Cantor, D., Steiger, D.M., Townsend, R., Hartge, J., Fay, R.E., Warren, A., Heaton, L.L., Kaasa, S., Maitland, A., Sun, H., Norman, G., Jones, M., Catalano, S., and Beck, A. (2021). *Methodological Research to Support the National Crime Victimization Survey: Self-Report Data on Rape and Sexual Assault – Pilot Test*. Available at: <https://bjs.ojp.gov/library/publications/methodological-research-support-national-crime-victimization-survey-self>.
- Cowan, C., Murphy, L.R., and Wiener, J. (1984). Effects of supplemental questions on victimization estimates. In Lehnen, R. and W. Skogan (Eds). *The National Crime Survey: Working Papers. Volume II: Methodological Studies* (pp. 69–73). Bureau of Justice Statistics, NCJ-90307.
- Fisher, B., and Cullen, F. (2000). Measuring the sexual victimization of women: Evolution, current controversies, and future research. *Measurement and Analysis of Crime and Justice*, Vol. 4. National Institute of Justice, Washington DC.
- Giambo, P., DeMatteis, J. Edwards, W.S. and D. Cantor (2023). *NCVS Instrument Redesign Field Test Methodology*. Third-Party Report, Bureau of Justice Statistics, U.S. Department of Justice, NCJ 306155.
- Kindermann, C., Lynch, J., and Cantor, D. (1997) Effects of the Redesign on Victimization Estimates. Bureau of Justice Statistics, NCJ-164381.
- Krebs, C., Lindquist, C., Berzofsky, M., Shook-Sa, B., Peterson, K., Planty, M., Langton, L., and Stroop, J. (2016). *Campus climate survey validation study final technical report*. Bureau of Justice Statistics, U.S. Department of Justice, R&DP-2015:04, NCJ 249545.
- Kruttschnitt, C., Kalsbeek, W.D., and House, C.C. (Eds). (2014). *Panel on Measuring Rape and Sexual Assault in Bureau of Justice Statistics Household Surveys*; Committee on National Statistics; Division on Behavioral and Social Sciences and Education; National Research Council.

- Morgan, R.E., and Thompson, A. (2021). *Criminal victimization, 2020* (NCJ 301775). Washington DC: Bureau of Justice Statistics, U.S. Department of Justice.
- Rasinski, K. (2012). *Design and Implementation Strategies Used to Collect Information on Rape and Sexual Assault: A Review of the Literature with Recommendations for the NCVS* (for the National Research Council Panel on Measuring Rape and Sexual Assault in the Bureau of Justice Statistics Household Surveys). Washington, DC. Available at: https://sites.nationalacademies.org/cs/groups/dbassesite/documents/webpage/dbasse_080066.pdf.
- Tourangeau, R., Rips, L.J., and Rasinski, K. (2000). *The Psychology of Survey Response*. Cambridge University Press: Cambridge, pp. 81–97.
- Tracy, C., Fromson, T., Long, J., and Whitman, C. (2012). *Rape and Sexual Assault in the Legal System* (for the National Research Council Panel on Measuring Rape and Sexual Assault in the Bureau of Justice Statistics Household Surveys). Washington, DC. Available at: <https://www.womenslawproject.org/wp-content/uploads/2016/04/Rape-and-Sexual-Assault-in-the-Legal-System-FINAL.pdf>.
- U.S. Department of Justice. (2015). *Identifying and Preventing Gender Bias in Law Enforcement Response to Sexual Assault and Domestic Violence*. U.S. Department of Justice. Available at: <https://www.justice.gov/opa/file/799366/download>.
- Walters, J.H., Moore, A., Berzofsky, M., and Langton, L. (2013). *Household Burglary, 1994-2011*. Bureau of Justice Statistics, U.S. Department of Justice, NCJ 241754.

Appendix A

Tables

Table A1. Victimization Screener cues, NCVS R Field Test Conditions 1 and 2

Condition 1	Condition 2
<p>36a. I'm going to read some examples that will give you an idea of the kinds of crimes this study covers. As I go through them, tell me if any of these happened to you in the last 12 months, that is, since (DATE). Was something belonging to you stolen, such as--</p> <p>Things that you carry, like luggage, a wallet, purse, briefcase, book -</p> <p>Clothing, jewelry, or cellphone -</p> <p>Bicycle or sports equipment -</p> <p>Things in your home - like a TV, stereo, or tools -</p> <p>*Things outside your home such as a garden hose or lawn furniture</p> <p>*Things belonging to children in the household</p> <p>Things from a vehicle, such as a package, groceries, camera, or CDs - OR</p> <p>-</p> <p>Did anyone ATTEMPT to steal anything belonging to you? (n=2,760; 8.0% "Yes")</p>	<p>S_03A. The questions ask about different things that might have been stolen from you. This may have happened to you while you were at home, {at work or} school, or somewhere else. {Other than the thefts or attempted thefts you have mentioned already, in/In} the past 12 months did anyone...</p> <p>(1) Steal something that you carry, like a cell phone, money, a wallet, purse, or backpack? (n=4,226; 4.0% "Yes")</p> <p>(2) Steal something that you wear, like clothing, jewelry, or shoes? (n=4,226; 1.6% "Yes")</p> <p>-</p> <p>(3) Steal something in your home, like a TV, computer, tools, or guns? (n=4,226; 0.9% "Yes")</p> <p>(4) Steal something from your porch, lawn, garage, or other part of your property, such as a bicycle, garden hose or lawn furniture? (n=4,226; 5.4% "Yes")</p> <p>** (6) Steal something belonging to the children who live here? (n=826; 5.1% "Yes")</p> <p>(5) Steal something out of a vehicle, such as a package or groceries? (n=4,226; 2.5% "Yes")</p> <p>(7) Steal anything else that belongs to you, including things that were stolen from you at work or at school? (n=4,226; 2.8% "Yes")</p> <p>S_03B. {Other than what you have already mentioned,} In the past 12 months, did anyone TRY to steal anything that belongs to you {or the children who live with you}, but not actually steal it? (n=4,226; 2.9% "Yes")</p>
<p>*37a. (Other than any incidents already mentioned, has/Has) anyone ...</p> <p>Broken in or ATTEMPTED to break into your home by forcing a door or window, pushing past someone, jimmying a lock, cutting a screen, or entering through an open door or window?</p> <p>Has anyone illegally gotten in or tried to get into a garage, shed, or storage room? OR</p> <p>Illegally gotten in or tried to get into a hotel or motel room or vacation home where you were staying? (n=1,823; 3.1% "Yes")</p>	<p>*S_04A. The next few questions ask about break-ins. {Other than break-ins you have mentioned already, in/In} the past 12 months, did anyone...</p> <p>(1) Break in or try to break into your home by forcing a door or window, pushing past someone, jimmying a lock, cutting a screen, or coming through an open door or window? (n=2,890; 1.0% "Yes")</p> <p>(2) Break in or try to break into your garage, shed, or storage room? (n=2,890; 4.6% "Yes")</p> <p>(3) Break in or try to break into a hotel or motel room or vacation home where you were staying? (n=2,890; 0.1% "Yes")</p>

*Asked of household respondents only

**Asked of adult respondents in households with children only

Table A1. Victimization Screener cues, NCVS R Field Test Conditions 1 and 2 (continued)

Condition 1	Condition 2
<p>*38. What was the TOTAL number of cars, vans, trucks, motorcycles, or other motor vehicles owned by you or any other member of this household during the last 12 months? Include those you no longer own. (n=1,823)</p>	<p>*S_01. At any point in the past 12 months, have you or someone you live with owned a car, van, truck, motorcycle, or other motor vehicle? (n=2,890; 92.3% "Yes")</p> <p>*S_01A. How many motor vehicles have you or someone you live with owned over the past 12 months? Please include any that are no longer owned by you or someone you live with. (n=2,667)</p>
<p>*39a. (Other than any incident(s) already mentioned (was the vehicle/were any of the vehicles) ...</p> <p>Stolen or used without permission,</p> <p>-</p> <p>-</p> <p>Did anyone steal any parts such as a tire, car stereo, hubcap, or battery,</p> <p>Did anyone steal any gas from (it/them), OR</p> <p>Did anyone ATTEMPT to steal any vehicle or parts attached to (it/them)? (n=1,717; 2.6% "Yes")</p>	<p>*S_01B. These first questions ask just about vehicle theft. In the past 12 months ...</p> <p>(1) Did anyone steal (the vehicle/any of the vehicles) or use it without permission? (n=2,663; 0.9% "Yes")</p> <p>(2) Did anyone TRY to steal {the vehicle/any of these vehicles} but not actually steal it? (n=2,663; 2.0% "Yes")</p> <p>*S_02A. {Other than the thefts or attempted thefts you have mentioned already, in/In} the past 12 months ...</p> <p>(1) Did anyone steal any vehicle parts such as a tire, car stereo, GPS, hubcap, or battery from {the vehicle/any of these vehicles}? (n=2,663; 1.7% "Yes")</p> <p>(2) Did anyone steal any gas from {the vehicle/any of these vehicles}? (n=2,663; 1.0% "Yes")</p> <p>(3) Did anyone TRY to steal vehicle parts from {the vehicle/any of these vehicles} but did not actually do this? (n=2,663; 1.5% "Yes")</p>
<p>40a. (Other than any incidents already mentioned,) since (DATE) were you attacked or threatened OR did you have something stolen from you ...</p> <p>At home including the porch or yard,</p> <p>At or near a friend's, relative's, or neighbor's home,</p> <p>At work or school,</p> <p>In places such as a storage shed or laundry room, a shopping mall, restaurant, bank, or airport,</p> <p>While riding in any vehicle,</p> <p>On the street or in a parking lot,</p> <p>At such places as a party, theater, gym, picnic area, bowling lanes, or while fishing or hunting, OR</p> <p>Did anyone ATTEMPT to attack or ATTEMPT to steal anything belonging to you from any of these places? (n=2,780; 3.6% "Yes")</p>	<p><i>No comparable Condition 2 screener series.</i></p>

*Asked of household respondents only

Table A1. Victimization Screener cues, NCVS R Field Test Conditions 1 and 2 (continued)

Condition 1	Condition 2
<p><i>Vandalism not included in Condition 1.</i></p>	<p>*S_05A1. Vandalism is when someone deliberately damages or destroys something belonging to you. Examples are breaking windows, slashing tires, or painting graffiti on walls. In the past 12 months, has anyone vandalized your home, car, or something else that belongs to you or someone else living here? (n=2,890; 4.6% "Yes")</p>
<p><i>Vandalism not included in Condition 1.</i></p>	<p>*S_05A2. In the past 12 months, did someone deliberately injure or kill an animal, such as a pet or livestock, that belonged to you or someone you live with? (n=2,890; 0.6% "Yes")</p>
<p>41a. (Other than any incidents already mentioned), has anyone attacked or threatened you in any of these ways ...</p> <p>With any weapon, for instance, a gun or knife</p> <p>With anything like a baseball bat, frying pan, scissors, or stick,</p> <p>By something thrown, such as a rock or bottle</p> <p>Include any grabbing, punching, or choking,</p> <p>Any rape, attempted rape, or other type of sexual attack, Any face to face threats, OR</p> <p>Any attack or threat or use of force by anyone at all? Please mention it even if you are not certain it was a crime. (n=2,780; 2.2% "Yes")</p>	<p>S_06A. The next few questions ask about any physical attacks against you personally. These may have happened at your home or while you were {at work,} at school, or away from home. {Other than the attacks or threatened attacks you have already mentioned, in/In} the past 12 months, did anyone attack or try to attack you ...</p> <p>(1) With a weapon, such as a gun or knife? (n=4,226; 0.5% "Yes")</p> <p>(2) With something else used as a weapon, like a baseball bat, scissors, or a stick? (n=4,226; 0.5% "Yes")</p> <p>(3) By throwing something at you, such as a rock or bottle? (n=4,226; 0.8% "Yes")</p> <p>(4) By hitting, slapping, grabbing, kicking, punching, or choking you? (n=4,226; 1.8% "Yes")</p> <p>-</p> <p>-</p> <p>(5) In the past 12 months, did anyone attack or try to attack you or use force against you in any other way? Please mention it even if you are not certain it was a crime. (n=4,226; 1.9% "Yes")</p>
<p><i>Threatened attacks included in Condition 1, 41a screener.</i></p>	<p>S_06A6. In the past 12 months, did anyone THREATEN to attack you, but not actually do it? {Do not include incidents you have already mentioned.} (n=4,226; 4.1% "Yes")</p>
<p>42a. People often don't think of incidents committed by someone they know. (Other than any incidents already mentioned,) did you have something stolen from you OR were you attacked or threatened by ...</p> <p>Someone at work or school</p> <p>A neighbor or friend</p> <p>A relative or family member</p> <p>Any other person you have met or known? (n=2,760; 1.3% "Yes")</p>	<p><i>No comparable Condition 2 screener series.</i></p>

*Asked of household respondents only

Table A1. Victimization Screener cues, NCVS R Field Test Conditions 1 and 2 (continued)

Condition 1	Condition 2
<p>43a. Incidents involving forced or unwanted sexual acts are often difficult to talk about. (Other than any incidents already mentioned,) have you been forced or coerced to engage in unwanted sexual activity by ...</p> <p>Someone you didn't know A casual acquaintance OR Someone you know well? (<i>n=2,760; 0.3% "Yes"</i>)</p> <p>-</p> <p>-</p> <p>-</p> <p>-</p>	<p>S_07A. The next questions are about any sexual contact in the past 12 months that you DID NOT CONSENT TO and that YOU DID NOT WANT to happen. The information you provide is confidential.</p> <p>{Sexual contact includes touching of your sexual body parts, or any type of sexual penetration with a body part or object. It also includes making you touch or penetrate someone else. This could have been done by someone you knew well, someone you casually knew, or a stranger and can happen to both men and women./Sexual contact includes someone touching your private parts, unwanted sex, or making you do these kinds of things to them. This could have been done by someone you know well, someone you casually know, or a stranger and can happen to both boys and girls.}</p> <p>{Other than the unwanted sexual contact you have already mentioned,} in the past 12 months...</p> <p>-</p> <p>-</p> <p>-</p> <p>(1) Did anyone touch, grab, or kiss your {sexual body parts against your will/private parts when you didn't want them to} - or TRY to do this? (<i>n=4,225; 0.1% "Yes"</i>)</p> <p>(2) Did anyone force you to have sexual contact by holding you down with his or her body, pinning your arms, hitting or kicking you, or using some other type of force - or TRY or THREATEN to do this? (<i>n=4,225; 0.2% "Yes"</i>)</p> <p>(3) Did anyone threaten to physically hurt you or someone close to you if you did not have sexual contact? (<i>n=4,225; 0.1% "Yes"</i>)</p> <p>(4) Did anyone have sexual contact with you - or try to have sexual contact with you - while you were passed out, unconscious, asleep, or unable to consent because you were drunk or high? (<i>n=4,225; 0.2% "Yes"</i>)</p>
<p>44a. During the last 12 months, (other than any incidents already mentioned,) did you call the police to report something that happened to you which you thought was a crime? (<i>n=2,780; 3.9% "Yes"</i>)</p>	<p>S_08. To make sure this survey has captured everything that has happened to you, is there anything else that you might think of as a crime that happened to you, personally, in the past 12 months, that is, since {DATE 12 MONTHS AGO} that you haven't mentioned? It could be something you called the police about, or something you didn't consider reporting to the police. (<i>n=4,225; 4.9% "Yes"</i>)</p>

Table A1. Victimization Screener cues, NCVS R Field Test Conditions 1 and 2 (continued)

Condition 1	Condition 2
45a. During the last 12 months, (other than any incidents already mentioned,) did anything which you thought was a crime happen to you, but you did NOT report to the police? (n=2,780; 2.5% "Yes")	<i>No comparable Condition 2 screener series.</i>

Table A2. Question wording, sample size, and “Yes” response percent for Condition 2 IL follow up probes

Motor Vehicle Theft Screener Series	
S_01E.	Still thinking about this {MOST RECENT/SECOND MOST RECENT/THIRD MOST RECENT/FOURTH MOST RECENT/S_01D: MONTH, YEAR} incident when someone {stole a vehicle or used it without permission} {or} {tried to steal a vehicle}, was anything stolen from the vehicle, such as a cell phone, money, or anything else in the vehicle? [n=44; 36.4% “Yes”]
S_01F.	Still thinking about this {MOST RECENT/SECOND MOST RECENT/THIRD MOST RECENT/FOURTH MOST RECENT/S_01D: MONTH, YEAR} incident when someone {stole a vehicle or used it without permission} {or} {tried to steal a vehicle}, were you physically attacked or were you threatened with a weapon during this incident? [n=44; 2.3% “Yes”]
S_01G.	Still thinking about this {MOST RECENT/SECOND MOST RECENT/THIRD MOST RECENT/FOURTH MOST RECENT/S_01D: MONTH, YEAR} incident when someone {stole a vehicle or used it without permission} {or} {tried to steal a vehicle}, did anyone have, or try to have, sexual contact with you that you DID NOT CONSENT TO and that YOU DID NOT WANT to happen? [n=1*; 0.0% “Yes”]
Motor Vehicle Parts Theft Screener Series	
S_02E.	Still thinking about this {MOST RECENT/SECOND MOST RECENT/THIRD MOST RECENT/FOURTH MOST RECENT} incident in which someone stole or tried to steal vehicle {parts or gas/parts/gas}, were you physically attacked or were you threatened with a weapon during this incident? [n=43; 11.6% “Yes”]
S_02F.	Still thinking about this {MOST RECENT/SECOND MOST RECENT/THIRD MOST RECENT/FOURTH MOST RECENT} incident in which someone stole or tried to steal vehicle {parts or gas/parts/gas}, did anyone have, or try to have, sexual contact with you that you DID NOT CONSENT TO and that YOU DID NOT WANT to happen as part of this incident? [n=43; 0.0% “Yes”]
Theft Screener Series	
S_03E.	Still thinking about this {most recent/second most recent/third most recent/fourth most recent/ S_03D: MONTH, YEAR} incident when someone {stole} {or} {tried to steal} something, did anyone break in, or try to break in, to your home or another building on your property as part of this incident? [n=328; 7.9% “Yes”]
S_03F.	Still thinking about this {most recent/second most recent/third most recent/fourth most recent/ S_03D: MONTH, YEAR} incident when someone {stole} {or} {tried to steal} something, were you physically attacked or were you threatened with a weapon, during this incident? [n=328; 2.4% “Yes”]
S_03G.	Still thinking about this {most recent/second most recent/third most recent/fourth most recent/ S_03D: MONTH, YEAR} incident when someone {stole} {or} {tried to steal} something, did anyone have, or try to have, sexual contact with you that you DID NOT CONSENT TO and that YOU DID NOT WANT to happen as part of this incident? [n=8*; 12.5% “Yes”]

*RSA probe was asked only if the Attack probe was answered “Yes”

Table A2. Question wording, sample size, and “Yes” response percent for Condition 2 IL follow up probes (continued)

Break-in Screener Series	
S_04E.	Still thinking about this {most recent/second most recent/third most recent/fourth most recent/S_04C: MONTH, YEAR} incident when someone broke in or tried to break in, was anything stolen as part of this incident? [n=30; 20.0% “Yes”]
S_04F.	Still thinking about this {most recent/second most recent/third most recent/fourth most recent/S_04C: MONTH, YEAR} incident when someone broke in or tried to break in, were you physically attacked or were you threatened with a weapon, during this incident? [n=30; 0.0% “Yes”]
S_04G.	Still thinking about this {most recent/second most recent/third most recent/fourth most recent/S_04C: MONTH, YEAR} incident when someone broke in or tried to break in, did anyone have, or try to have, sexual contact with you that you DID NOT CONSENT TO and that YOU DID NOT WANT to happen as part of this incident? [n=0*]
Vandalism Screener Series	
S_05E.	Still thinking about this {most recent/second most recent/third most recent/fourth most recent/S_05C: MONTH, YEAR} incident when {something was vandalized} {or} {someone deliberately injured or killed an animal}, was anything stolen as part of the incident? [n=70; 5.7% “Yes”]
S_05F.	Still thinking about this {most recent/second most recent/third most recent/fourth most recent/S_05C: MONTH, YEAR} incident when {something was vandalized} {or} {someone deliberately injured or killed an animal}, were you physically attacked or were you threatened with a weapon, during this incident? [n=70; 4.3% “Yes”]
S_05G.	Still thinking about this {most recent/second most recent/third most recent/fourth most recent/S_05C: MONTH, YEAR} incident when {something was vandalized} {or} {someone deliberately injured or killed an animal}, did anyone have, or try to have, sexual contact with you that you DID NOT CONSENT TO and that YOU DID NOT WANT to happen as part of this incident? [n=3*; 0.0% “Yes”]
Attack Screener Series	
S_06F.	Still thinking about this {most recent/second most recent/third most recent/fourth most recent/S_06C: MONTH, YEAR} incident when {someone attacked you or tried to attack you} {or} {someone threatened to attack you}, did anyone have, or try to have, sexual contact with you that you DID NOT CONSENT TO and that YOU DID NOT WANT to happen as part of this incident? [n=140; 7.9% “Yes”]

*RSA probe was asked only if the Attack probe was answered “Yes”

Table A3. Question wording, sample size, and “Yes” response percent for Condition 2 NIL follow up probes (CIR2)

Just to confirm, did any of the following other things also happen as part of this incident in {MONTH/YEAR OF INCIDENT}?:

- CIR2A. Someone stole or tried to steal a vehicle. *[n=666; 1.7% “Yes”]*
- CIR2B. Someone stole or tried to steal vehicle parts or gas. *[n=638; 3.6% “Yes”]*
- CIR2C. Someone stole something {else}. *[n=390; 10.0% “Yes”]*
- CIR2D. Someone tried to steal something {else} but did not steal it. *[n=643; 8.4% “Yes”]*
- CIR2E. Someone broke in, or tried to break in to your property. *[n=647; 10.7% “Yes”]*
- CIR2F. Someone vandalized something of yours. *[n=604; 8.9% “Yes”]*
- CIR2G. Someone attacked or threatened to attack you. *[n=584; 3.4% “Yes”]*
- CIR2H. Someone had or tried to have sexual contact with you that you did not agree to and did not want to happen. *[n=677; 0.1% “Yes”]*

Table A4. What Happened: Rape and Sexual Assault CIR Module: Question wording, sample size, universe, and frequencies, Condition 1

27a. What actually happened? (n=224)	
Universe: Q26 = 2, DK (Showing only RSA-related responses – See Attack table for full set)	
Unwanted sexual contact with force (grabbing, fondling, etc.)	2.2%
Unwanted sexual contact without force (grabbing, fondling, etc.)	1.8%
27c. You mentioned some type of unwanted sexual contact with force. Do you mean forced or coerced sexual intercourse including attempts? (n=5)	
Universe: Q27a = 14	
Yes	0.0%
No	100.0%
28a. How did the offender TRY to attack you? (n=39)	
Universe: Q25 = 1 (Showing only RSA-related responses – See Attack table for full set)	
Verbal threat of rape (11)	5.1%
Verbal threat of sexual assault other than rape (14)	0.0%
Unwanted sexual contact with force (grabbing, fondling, etc.) (15)	17.9%
Unwanted sexual contact without force (grabbling, fondling, etc.) (16)	0.0%
28c. How were you threatened? (n=63)	
Universe: Q26 = 1 (Showing only RSA-related responses – See Attack table for full set)	
Verbal threat of rape (11)	3.2%
Verbal threat of sexual assault other than rape (14)	0.0%
Unwanted sexual contact with force (grabbing, fondling, etc.) (15)	0.0%
Unwanted sexual contact without force (grabbling, fondling, etc.) (16)	0.0%
28e. You mentioned some type of unwanted sexual contact with force. Do you mean forced or coerced sexual intercourse including attempts? (n=7)	
Universe: Q28c = 14	
Yes	0.0%
No	100.0%
29c. You mentioned rape. Do you mean forced or coerced sexual intercourse? (n=0)	
Universe: Q29a = 11	
Yes	0.0%
No	0.0%

Table A4. What Happened: Rape and Sexual Assault CIR Module: Question wording, sample size, universe, and frequencies, Condition 1 (continued)

29d. You mentioned attempted rape. Do you mean attempted forced or coerced sexual intercourse? (n=0)	
Universe: Q29a = 12	
Yes	0.0%
No	0.0%
31a. What were the injuries ^YOU_NAME suffered, if any? (n=48)	
Universe: Q24 = "Yes" (Showing only RSA-related responses)	
Raped (12)	0.0%
Attempted rape (13)	0.0%
Other sexual assault (14)	0.0%
31c. You mentioned rape. Do you mean forced or coerced sexual intercourse? (n=0)	
Universe: Q31a = 12	
Yes	0.0%
No	0.0%
31d. You mentioned attempted rape. Do you mean attempted forced or coerced sexual intercourse? (n=0)	
Universe: Q31a = 13	
Yes	0.0%
No	0.0%
29a. How were you attacked? (n=48)	
Universe: Q24 = 1 (Showing only RSA-related responses – See Attack table for full set)	
Raped (11)	0.0%
Tried to rape (12)	0.0%
Other sexual assault (13)	2.1%

Table A5. What Happened: Rape and Sexual Assault CIR Module: Question wording, sample size, universe, and frequencies, Condition 2

<p>SA_0. In this incident, did someone have unwanted sexual contact with you, such as touching, groping, or penetration, including making you do these things to them? (n=52)</p> <p>Universe: Incidents reported as including unwanted sexual contact</p>	
Yes	69.2%
No	17.3%
Not ascertained	13.5%
<p>SA_1A. In this particular incident, did you have unwanted oral or anal sex? (n=36)</p> <p>Universe: SA_0 = "Yes"</p>	
Yes	19.4%
No	75.0%
Not ascertained	5.6%
<p>SA_1B. In this particular incident, did you have unwanted vaginal sex {with a woman}? (n=36)</p> <p>Universe: SA_0 = "Yes"</p>	
Yes	69.2%
No	17.3%
Not ascertained	13.5%
<p>SA_1C. In this particular incident, was there unwanted penetration of sexual body parts with a finger or object? (n=36)</p> <p>Universe: SA_0 = "Yes"</p>	
Yes	27.8%
No	66.7%
Not ascertained	5.6%
<p>SA_1D. In this particular incident, was there unwanted sexual contact, such as touching or kissing of sexual body parts, or grabbing, fondling, or rubbing up against you in a sexual way, even if it was over your clothes? (n=36)</p> <p>Universe: SA_0 = "Yes"</p>	
Yes	83.3%
No	13.9%
Not ascertained	2.8%

Table A5. What Happened: Rape and Sexual Assault CIR Module: Question wording, sample size, universe, and frequencies, Condition 2 (continued)

Condition 2	
SA_1F. Did the offender penetrate or touch YOUR sexual body parts, were you forced to penetrate or touch the OFFENDER'S sexual body parts, or did BOTH happen? (n=35)	
Universe: "Yes" to one or more of SA_1A – SA_1D	
The offender penetrated or touched you	65.7%
You were forced to penetrate or touch the offender	2.9%
Both	20.0%
Not ascertained	11.4%
SA_2A. During this incident...: Were you blacked out, unconscious, or asleep? (n=35)	
Universe: "Yes" to one or more of SA_1A – SA_1D	
Yes	37.1%
No	62.9%
Not ascertained	0.0%
SA_2B. Did the offender threaten to physically hurt you or someone close to you? (n=35)	
Universe: "Yes" to one or more of SA_1A – SA_1D	
Yes	14.3%
No	85.7%
Not ascertained	0.0%
SA_2C. Were you blacked out, unconscious, or asleep? (n=35)	
Universe: "Yes" to one or more of SA_1A – SA_1D	
Yes	22.9%
No	77.1%
Not ascertained	0.0%
SA_2D. Were you unable to consent because you were too drunk or high? (n=35)	
Universe: "Yes" to one or more of SA_1A – SA_1D	
Yes	11.4%
No	88.6%
Not ascertained	0.0%
SA_2E. During this incident, did the offender forcibly touch or kiss your sexual body parts, or forcibly touch, grab, fondle, or rub up against you in a sexual way? (n=11)	
Universe: Respondents who reported only unwanted kissing or sexual touching in SA_1 and did not say "Yes" to SA_2A, SA_2B, SA_2C, or SA_2D.	
Yes	81.8%
No	18.2%
Not ascertained	0.0%

Table A5. What Happened: Rape and Sexual Assault CIR Module: Question wording, sample size, universe, and frequencies, Condition 2 (continued)

<p>SA_2F. During this incident...: Did the offender use some other type of pressure, such as threatening to cut off financial support, threatening to cause problems for you, or promising rewards? (n=9)</p> <p>Universe: Any "Yes" response in SA_1 and no "Yes" response in SA_2A-E.</p>	
Yes	14.3%
No	85.7%
Not ascertained	0.0%
<p>SA_3A. Did the offender verbally THREATEN or physically TRY to do any of the following, BUT NOT ACTUALLY DO IT?: Have vaginal sex{ with a woman}? (n=20)</p> <p>Universe: "No" response to SA_0, or SA_1 was asked and there were no "Yes" responses, or the only "Yes" response in SA_1 was to SA_1D and either there was a "Yes" response to any of SA_2A-D or a "No" or "DK" response to SA_2E.</p>	
Yes	20.0%
No	75.0%
Not ascertained	5.0%
<p>SA_3B. . . . Have oral or anal sex? (n=22)</p> <p>Universe: "No" response to SA_0, or SA_1 was asked and there were no "Yes" responses, or the only "Yes" response in SA_1 was to SA_1D and either there was a "Yes" response to any of SA_2A-D or a "No" or "DK" response to SA_2E.</p>	
Yes	4.6%
No	90.9%
Not ascertained	4.6%
<p>SA_3C. . . . Sexually penetrate you with a finger or object or make you penetrate them with your finger or an object? (n=22)</p> <p>Universe: "No" response to SA_0, or SA_1 was asked and there were no "Yes" responses, or the only "Yes" response in SA_1 was to SA_1D and either there was a "Yes" response to any of SA_2A-D or a "No" or "DK" response to SA_2E.</p>	
Yes	18.2%
No	77.3%
Not ascertained	4.6%
<p>SA_3D. . . . Touch or kiss sexual body parts? (n=12)</p> <p>Universe: "No" response to SA_0, or SA_1 was asked and there were no "Yes" responses.</p>	
Yes	25.0%
No	66.7%
Not ascertained	8.3%

Table A5. What Happened: Rape and Sexual Assault CIR Module: Question wording, sample size, universe, and frequencies, Condition 2 (continued)

SA_3E. Did the offender verbally THREATEN to have vaginal sex, have oral or anal sex, or have sexual penetration with a finger or object when you did not want it to happen? (n=13)	
Universe: "No" or "DK" responses to SA_3A, SA_3B. and SA_3C.	
Yes	22.5%
No	70.5%
Not ascertained	5.9%
SA_3F. Did the offender threaten to, or threaten to make you, touch or kiss sexual body parts when you did not want it to happen? (n=5)	
Universe: "No" or "DK" responses to SA_3A through SA_3E.	
Yes	80.0%
No	20.0%
Not ascertained	0.0%
SA_4A_a. Did the offender use physical force in doing this? (n=12)	
Universe: "Yes" response to any of SA_3A through SA_3F.	
Yes	41.7%
No	58.3%
Not ascertained	0.0%
SA_4A_b. Did the offender threaten to physically hurt you or someone close to you? (n=12)	
Universe: "Yes" response to any of SA_3A through SA_3F.	
Yes	33.3%
No	66.7%
Not ascertained	0.0%
SA_4A_c. Did the offender try to do it while you were asleep, unconscious, or unable to consent because you were high on alcohol or drugs? (n=12)	
Universe: "Yes" response to any of SA_3A through SA_3F.	
Yes	25.0%
No	41.7%
Not ascertained	33.3%
SA_4A_d. Did the offender try to do it while you were unable to consent because you were too drunk or high? (n=12)	
Universe: "Yes" response to any of SA_3A through SA_3F.	
Yes	8.3%
No	58.3%
Not ascertained	33.3%

Table A5. What Happened: Rape and Sexual Assault CIR Module: Question wording, sample size, universe, and frequencies, Condition 2 (continued)

SA_4B1. Did you tell the offender "no," "stop," or that you did not want this to happen? (n=5)	
Universe: "Yes" response to any of SA_3A through SA_3D and "Yes" response to any of SA_4A_a, SA_4A_b, or SA_4A_d.	
Yes	100.0%
No	0.0%
Not ascertained	0.0%
SA_4B2. When you said this, did the offender stop? (n=5)	
Universe: "Yes" response to SA_4B1.	
Yes	40.0%
No	60.0%
Not ascertained	0.0%
SA_4Ca. Were you threatened face to face, by phone, or online (such as by email or social media), or in some other way? (n=4)	
Universe: SA_3E = "Yes," or SA_3F = "Yes," or "Yes" response to SA_4A_b but not to SA_4A_a, SA_4A_c, or SA_4A_d.	
Face to face	75.0%
By phone or Question wording	25.0%
Online (email or social media)	0.0%
Some other way	0.0%
SA_4D. {What did the offender do that was unwanted?/How did the offender {try/threaten} to do something to you?} (n=5)	
Universe: SA_3F = "No" or missing, or SA_4A_a, SA_4A_b, SA_4A_c, and SA_4A_d = "No" or missing.	
(Open-ended responses)	

Table A6. What Happened: Attack CIR Module: Question wording, sample size, universe, and frequencies, Conditions 1 and 2

Condition 2	Condition 1												
<p>A0. Did someone actually attack you, try to attack you, or threaten to attack you during this incident? (n=148)</p> <p>Universe: Incident was identified as including attack or threat in a screener follow-up probe (IL) or at CIR2 (NIL) Note: similar question asked in screener Attack series where both an attack and a threat were reported.</p> <table data-bbox="163 444 972 545"> <tr> <td>Attacked / Tried to attack (1)</td> <td>15.5%</td> </tr> <tr> <td>Threatened to attack (2)</td> <td>75.7%</td> </tr> <tr> <td>Not ascertained</td> <td>8.8%</td> </tr> </table>	Attacked / Tried to attack (1)	15.5%	Threatened to attack (2)	75.7%	Not ascertained	8.8%	<p><i>No comparable Condition 1 question.</i></p>						
Attacked / Tried to attack (1)	15.5%												
Threatened to attack (2)	75.7%												
Not ascertained	8.8%												
<p>A8. {How were/Were} you threatened {face to face, by phone or Question wording, online (such as by email or social media), or in some other way}? (n=112)</p> <p>Universe: A0=2 Note: similar question asked in screener Attack series where a threat was reported.</p> <table data-bbox="163 799 972 935"> <tr> <td>A8a. Face to face</td> <td>96.4%</td> </tr> <tr> <td>A8b. By phone or Question wording</td> <td>7.1%</td> </tr> <tr> <td>A8c. Online</td> <td>1.8%</td> </tr> <tr> <td>A8d. Some other way</td> <td>1.8%</td> </tr> </table>	A8a. Face to face	96.4%	A8b. By phone or Question wording	7.1%	A8c. Online	1.8%	A8d. Some other way	1.8%	<p><i>No comparable Condition 1 question.</i></p>				
A8a. Face to face	96.4%												
A8b. By phone or Question wording	7.1%												
A8c. Online	1.8%												
A8d. Some other way	1.8%												
<p>A1. {You said someone {attacked or tried to attack you}{threatened to attack you} during {this/the} incident {in {MONTH}/{in the past 12 months}.} {Just to confirm, did/Did} the offender(s) have a weapon such as a gun or knife, or something to use as a weapon, such as a baseball bat, scissors, or a stick? (n=301)</p> <p>Universe: Any incident where an attack, sexual attack, or threat was reported in the screener or at CIR2 Note: A similar question was added to the Presence module after the Field Test</p> <table data-bbox="163 1292 972 1385"> <tr> <td>Yes (1)</td> <td>18.3%</td> </tr> <tr> <td>No (2)</td> <td>73.8%</td> </tr> <tr> <td>Not ascertained</td> <td>8.0%</td> </tr> </table>	Yes (1)	18.3%	No (2)	73.8%	Not ascertained	8.0%	<p>22. Did the offender have a weapon such as a gun or knife, or something to use as a weapon, such as a bottle or wrench? (n=374)</p> <p>Universe: Respondent reported being present during the incident</p> <table data-bbox="1073 1292 1881 1385"> <tr> <td>Yes (1)</td> <td>14.4%%</td> </tr> <tr> <td>No (2)</td> <td>50.0%%</td> </tr> <tr> <td>Don't know</td> <td>35.6%%</td> </tr> </table>	Yes (1)	14.4%%	No (2)	50.0%%	Don't know	35.6%%
Yes (1)	18.3%												
No (2)	73.8%												
Not ascertained	8.0%												
Yes (1)	14.4%%												
No (2)	50.0%%												
Don't know	35.6%%												

Table A6. What Happened: Attack CIR Module: Question wording, sample size, universe, and frequencies, Conditions 1 and 2 (continued)	
Condition 2	Condition 1
<p>A2. What was the weapon? (Mark all that apply.) (n=55)</p> <p>Universe: A1=1</p> <p>A2_1. A GUN 32.7%</p> <p>A2_2. A KNIFE 18.2%</p> <p>A2_3. SOME OTHER SHARP OBJECT, SUCH AS SCISSORS OR AN AXE 7.3%</p> <p>A2.4 A BLUNT OBJECT, SUCH AS A ROCK OR BAT 16.4%</p> <p>A2_5. SOMETHING ELSE - Specify - _____ 34.5%</p>	<p>23a. What was the weapon? (Mark all that apply.) (n=54)</p> <p>Universe: Q22=1</p> <p>Hand gun (pistol, revolver, etc.) 29.6%</p> <p>Other gun (rifle, shotgun, etc.) 1.9%</p> <p>Knife 18.5%</p> <p>Other sharp object (scissors, ice pick, axe, etc.) 7.4%</p> <p>Blunt object (rock, club, blackjack, etc.) 5.6%</p> <p>Other – specify 38.9%</p> <p>Don't know 1.9%</p>
<p>A2a. Was it a handgun or some other kind of gun, such as a rifle or shotgun? (n=18)</p> <p>Universe: A2_1=1</p> <p>Hand gun/pistol/revolver 77.8%</p> <p>Some other kind of gun/rifle/shotgun 22.2%</p>	<p><i>No comparable Condition 1 question.</i></p>
<p>A2b. Did the offender(s) . . . (n=18)</p> <p>Universe: A2_1=1</p> <p>A2b_a. Shoot you 0.0%</p> <p>A2b_b. Shoot at you, but miss 22.2%</p> <p>A2b_c. Hit you with the gun 5.6%</p> <p>A2b_d. Show you a gun or point a gun at you 55.6%</p>	<p><i>No comparable Condition 1 question.</i></p>
<p>A2c. You said the offender(s) had a knife or other sharp object. Did the offender(s) . . . (n=10)</p> <p>Universe: A2_2=1</p> <p>A2c_a. Stab or cut you 20.0%</p> <p>A2c_b. Try to stab or cut you 50.0%</p>	<p><i>No comparable Condition 1 question.</i></p>

Table A6. What Happened: Attack CIR Module: Question wording, sample size, universe, and frequencies, Conditions 1 and 2 (continued)

Condition 2	Condition 1
<p>A3. {In addition to trying to {shoot}/{stab or cut} you, did the offender(s) hit you, grab you, knock you down or attack you in any other way?/Did the offender(s) hit you, grab you, knock you down or attack you in any way?} (n=254)</p> <p>Universe: Any incident where an attack or threat was reported in the screener or at CIR2, but no sexual attack was reported</p> <p>Yes 30.7%</p> <p>No 65.4%</p> <p>Not ascertained 3.9%</p>	<p>24. Did the offender hit you, knock you down, or actually attack you in any way? (n=376)</p> <p>Universe: Sample person was reported as being present during incident</p> <p>Yes 12.8%</p> <p>No 86.4%</p> <p>Refusal 0.5%</p> <p>Don't Know 0.3%</p>
<p>A4. Did the offender(s) TRY to hit you, grab you, knock you down or try to attack you in any way? (n=170)</p> <p>Universe: A3 NE 1</p> <p>Yes 19.4%</p> <p>No 73.5%</p> <p>Not ascertained 7.3%</p>	<p>25. Did the offender TRY to attack you? (n=326)</p> <p>Universe: Q24 = 2, DK</p> <p>Yes 12.0%</p> <p>No 88.0%</p>
<p>A5. Did the offender(s) THREATEN to hit you, grab you, knock you down or threaten to attack you in any way? (n=137)</p> <p>Universe: A3 NE 1 and A4 NE 1</p> <p>Yes 56.9%</p> <p>No 35.8%</p> <p>Not ascertained 7.3%</p>	<p>26. Did the offender THREATEN you with harm in any way? (n=287)</p> <p>Universe: Q25 = 2, DK</p> <p>Yes 22.0%</p> <p>No 78.0%</p>

Table A6. What Happened: Attack CIR Module: Question wording, sample size, universe, and frequencies, Conditions 1 and 2 (continued)

Condition 2	Condition 1
<p>A6. What did the offender do? (n=59)</p> <p>Universe: A3 NE 1 and A4 NE 1 and A5 NE 1</p> <p>Took something without your permission 1.9%</p> <p>Tried to or threatened to take something 7.6%</p> <p>Argued with you or used abusive language 49.1%</p> <p>Broke in or tried to break in to your home 0.0%</p> <p>Broke in or tried to break in to your vehicle 0.0%</p> <p>Damaged or destroyed your property 3.8%</p> <p>Something else 37.7%</p>	<p>27a. What actually happened? (n=224)</p> <p>Universe: Q26 = 2, DK</p> <p>Something taken without permission 44.0%</p> <p>Attempted or threatened to take something 6.2%</p> <p>Harassed, argument, abusive language 10.4%</p> <p>Unwanted sexual contact with force (grabbing, fondling, etc.) 1.9%</p> <p>Unwanted sexual contact without force (grabbing, fondling, etc.) 1.5%</p> <p>Forcible entry/attempted forcible entry of house/apartment 9.7%</p> <p>Forcible entry or attempted forcible entry of car 6.6%</p> <p>Damaged or destroyed property 5.0%</p> <p>Attempted or threatened to damage or destroy property 1.9%</p> <p>Other – specify 12.7%</p>
<p><i>No comparable Condition 2 question.</i></p>	<p>27c. You mentioned some type of unwanted sexual contact with force. Do you mean forced or coerced sexual intercourse including attempts? (n=5)</p> <p>Universe: Q27a = 14</p> <p>Yes 0.0%</p> <p>No 100.0%</p>

Table A6. What Happened: Attack CIR Module: Question wording, sample size, universe, and frequencies, Conditions 1 and 2 (continued)

Condition 2	Condition 1
A7. {Did/How did} the offender(s) TRY or THREATEN to attack you{?/ by...}: (n=111)	28a. How did the offender TRY to attack you? (n=39)
Universe: A4=1 or A5=1	Universe: Q25 = 1
Saying they would attack or kill you (1) 68.5%	Verbal threat of rape (11) 5.1%
{Threatening you with a weapon} (2) 6.3%	Verbal threat to kill (12) 17.9%
{Trying to attack you with a weapon other than gun, knife or sharp object} (3) 3.6%	Verbal threat of attack other than to kill or rape (13) 10.3%
Throwing something at you (4) 7.2%	Verbal threat of sexual assault other than rape (14) 0.0%
Following you or surrounding you (5) 19.8%	Unwanted sexual contact with force (grabbing, fondling, etc.) (15) 17.9%
Trying to choke you (6) 0.9%	Unwanted sexual contact without force (grabbling, fondling, etc.) (16) 0.0%
Trying to hit, slap, knock down, grab, hold, trip, jump, or push you (7) 13.5%	Weapon present or threatened with weapon (17) 12.8%
Something else (8) 13.5%	Shot at (but missed) (18) 0.0%
	Attempted attack with knife/sharp weapon (19) 0.0%
	Attempted attack with weapon other than gun/knife/sharp weapon (20) 0.0%
	Object thrown at person (21) 12.8%
	Followed or surrounded (22) 5.1%
	Tried to hit, slap, knock down, grab, hold, trip, jump, push, etc. (23) 20.5%
	Other – Specify (24) 28.2%

Table A6. What Happened: Attack CIR Module: Question wording, sample size, universe, and frequencies, Conditions 1 and 2 (continued)

Condition 2	Condition 1																												
<p><i>Threats included with attempts in A7.</i></p>	<p>28c. How were you threatened? (n=63)</p> <p>Universe: Q26 = 1</p> <table border="0"> <tr> <td>Verbal threat of rape (11)</td> <td style="text-align: right;">3.2%</td> </tr> <tr> <td>Verbal threat to kill (12)</td> <td style="text-align: right;">17.9%</td> </tr> <tr> <td>Verbal threat of attack other than to kill or rape (13)</td> <td style="text-align: right;">10.3%</td> </tr> <tr> <td>Verbal threat of sexual assault other than rape (14)</td> <td style="text-align: right;">0.0%</td> </tr> <tr> <td>Unwanted sexual contact with force (grabbing, fondling, etc.) (15)</td> <td style="text-align: right;">17.9%</td> </tr> <tr> <td>Unwanted sexual contact without force (grabbling, fondling, etc.) (16)</td> <td style="text-align: right;">0.0%</td> </tr> <tr> <td>Weapon present or threatened with weapon (17)</td> <td style="text-align: right;">12.8%</td> </tr> <tr> <td>Shot at (but missed) (18)</td> <td style="text-align: right;">0.0%</td> </tr> <tr> <td>Attempted attack with knife/sharp weapon (19)</td> <td style="text-align: right;">0.0%</td> </tr> <tr> <td>Attempted attack with weapon other than gun/knife/sharp weapon (20)</td> <td style="text-align: right;">0.0%</td> </tr> <tr> <td>Object thrown at person (21)</td> <td style="text-align: right;">12.8%</td> </tr> <tr> <td>Followed or surrounded (22)</td> <td style="text-align: right;">5.1%</td> </tr> <tr> <td>Tried to hit, slap, knock down, grab, hold, trip, jump, push, etc. (23)</td> <td style="text-align: right;">20.5%</td> </tr> <tr> <td>Other – Specify (24)</td> <td style="text-align: right;">28.2%</td> </tr> </table>	Verbal threat of rape (11)	3.2%	Verbal threat to kill (12)	17.9%	Verbal threat of attack other than to kill or rape (13)	10.3%	Verbal threat of sexual assault other than rape (14)	0.0%	Unwanted sexual contact with force (grabbing, fondling, etc.) (15)	17.9%	Unwanted sexual contact without force (grabbling, fondling, etc.) (16)	0.0%	Weapon present or threatened with weapon (17)	12.8%	Shot at (but missed) (18)	0.0%	Attempted attack with knife/sharp weapon (19)	0.0%	Attempted attack with weapon other than gun/knife/sharp weapon (20)	0.0%	Object thrown at person (21)	12.8%	Followed or surrounded (22)	5.1%	Tried to hit, slap, knock down, grab, hold, trip, jump, push, etc. (23)	20.5%	Other – Specify (24)	28.2%
Verbal threat of rape (11)	3.2%																												
Verbal threat to kill (12)	17.9%																												
Verbal threat of attack other than to kill or rape (13)	10.3%																												
Verbal threat of sexual assault other than rape (14)	0.0%																												
Unwanted sexual contact with force (grabbing, fondling, etc.) (15)	17.9%																												
Unwanted sexual contact without force (grabbling, fondling, etc.) (16)	0.0%																												
Weapon present or threatened with weapon (17)	12.8%																												
Shot at (but missed) (18)	0.0%																												
Attempted attack with knife/sharp weapon (19)	0.0%																												
Attempted attack with weapon other than gun/knife/sharp weapon (20)	0.0%																												
Object thrown at person (21)	12.8%																												
Followed or surrounded (22)	5.1%																												
Tried to hit, slap, knock down, grab, hold, trip, jump, push, etc. (23)	20.5%																												
Other – Specify (24)	28.2%																												
<p><i>No comparable Condition 2 question.</i></p>	<p>28e. You mentioned some type of unwanted sexual contact with force. Do you mean forced or coerced sexual intercourse including attempts? (n=7)</p> <p>Universe: Q28c = 14</p> <table border="0"> <tr> <td>Yes</td> <td style="text-align: right;">0.0%</td> </tr> <tr> <td>No</td> <td style="text-align: right;">100.0%</td> </tr> </table>	Yes	0.0%	No	100.0%																								
Yes	0.0%																												
No	100.0%																												

Table A6. What Happened: Attack CIR Module: Question wording, sample size, universe, and frequencies, Conditions 1 and 2 (continued)

Condition 2	Condition 1																																								
<p>A9. {Earlier you said the offender used physical force{ and had a weapon} during the incident.} Did the offender(s) {also} do any of the following? (n=97)</p> <p>Universe: A3=1 or (sexual attack with force and not shot, shot at, hit with gun, stabbed, or cut)</p> <table border="0"> <tr> <td>Hit you with an object other than a gun (1)</td> <td>4.7%</td> </tr> <tr> <td>Throw something at you (2)</td> <td>8.1%</td> </tr> <tr> <td>Hit you, slap you, or knock you down (3)</td> <td>30.8%</td> </tr> <tr> <td>Grab, hold, trip, jump, or push you (4)</td> <td>37.8%</td> </tr> <tr> <td>Choke you (5)</td> <td>4.7%</td> </tr> <tr> <td>Do something else to attack you? (6)</td> <td>7.0%</td> </tr> </table>	Hit you with an object other than a gun (1)	4.7%	Throw something at you (2)	8.1%	Hit you, slap you, or knock you down (3)	30.8%	Grab, hold, trip, jump, or push you (4)	37.8%	Choke you (5)	4.7%	Do something else to attack you? (6)	7.0%	<p>29a. How were you attacked? (n=48)</p> <p>Universe: Q24 = 1</p> <table border="0"> <tr> <td>Raped (11)</td> <td>0.0%</td> </tr> <tr> <td>Tried to rape (12)</td> <td>0.0%</td> </tr> <tr> <td>Other sexual assault (13)</td> <td>2.1%</td> </tr> <tr> <td>Shot (14)</td> <td>0.0%</td> </tr> <tr> <td>Shot at but missed (15)</td> <td>0.0%</td> </tr> <tr> <td>Hit with gun held in hand (16)</td> <td>0.0%</td> </tr> <tr> <td>Stabbed/cut with knife/sharp weapon (17)</td> <td>0.0%</td> </tr> <tr> <td>Attempted attack with knife/sharp weapon (18)</td> <td>4.2%</td> </tr> <tr> <td>Hit by object (other than gun) held in hand (19)</td> <td>16.7%</td> </tr> <tr> <td>Hit by thrown object (20)</td> <td>10.4%</td> </tr> <tr> <td>Attempted attack with weapon other than gun/knife (21)</td> <td>2.1%</td> </tr> <tr> <td>Hit, slapped, knocked down (22)</td> <td>56.3%</td> </tr> <tr> <td>Grabbed, held, tripped, jumped, pushed, etc. (23)</td> <td>54.2%</td> </tr> <tr> <td>Other (24)</td> <td>18.8%</td> </tr> </table>	Raped (11)	0.0%	Tried to rape (12)	0.0%	Other sexual assault (13)	2.1%	Shot (14)	0.0%	Shot at but missed (15)	0.0%	Hit with gun held in hand (16)	0.0%	Stabbed/cut with knife/sharp weapon (17)	0.0%	Attempted attack with knife/sharp weapon (18)	4.2%	Hit by object (other than gun) held in hand (19)	16.7%	Hit by thrown object (20)	10.4%	Attempted attack with weapon other than gun/knife (21)	2.1%	Hit, slapped, knocked down (22)	56.3%	Grabbed, held, tripped, jumped, pushed, etc. (23)	54.2%	Other (24)	18.8%
Hit you with an object other than a gun (1)	4.7%																																								
Throw something at you (2)	8.1%																																								
Hit you, slap you, or knock you down (3)	30.8%																																								
Grab, hold, trip, jump, or push you (4)	37.8%																																								
Choke you (5)	4.7%																																								
Do something else to attack you? (6)	7.0%																																								
Raped (11)	0.0%																																								
Tried to rape (12)	0.0%																																								
Other sexual assault (13)	2.1%																																								
Shot (14)	0.0%																																								
Shot at but missed (15)	0.0%																																								
Hit with gun held in hand (16)	0.0%																																								
Stabbed/cut with knife/sharp weapon (17)	0.0%																																								
Attempted attack with knife/sharp weapon (18)	4.2%																																								
Hit by object (other than gun) held in hand (19)	16.7%																																								
Hit by thrown object (20)	10.4%																																								
Attempted attack with weapon other than gun/knife (21)	2.1%																																								
Hit, slapped, knocked down (22)	56.3%																																								
Grabbed, held, tripped, jumped, pushed, etc. (23)	54.2%																																								
Other (24)	18.8%																																								
<p>A10. Did the offender steal or try to steal something that belonged to you during {this/the} incident? (n=260)</p> <p>Universe: Attack or sexual attack with force and theft or attempted theft not reported earlier</p> <table border="0"> <tr> <td>Yes, stole something</td> <td>1.1%</td> </tr> <tr> <td>Yes, tried to steal something</td> <td>4.2%</td> </tr> <tr> <td>No</td> <td>88.5%</td> </tr> <tr> <td>Not ascertained</td> <td>6.2%</td> </tr> </table>	Yes, stole something	1.1%	Yes, tried to steal something	4.2%	No	88.5%	Not ascertained	6.2%	<p>88. Was something stolen or taken without permission that belonged to you or others in the household? (n=700)</p> <p>Universe: All CIRs</p> <table border="0"> <tr> <td>Yes</td> <td>45.3%</td> </tr> <tr> <td>No</td> <td>50.3%</td> </tr> <tr> <td>Don't know</td> <td>2.3%</td> </tr> <tr> <td>Refused</td> <td>2.1%</td> </tr> </table>	Yes	45.3%	No	50.3%	Don't know	2.3%	Refused	2.1%																								
Yes, stole something	1.1%																																								
Yes, tried to steal something	4.2%																																								
No	88.5%																																								
Not ascertained	6.2%																																								
Yes	45.3%																																								
No	50.3%																																								
Don't know	2.3%																																								
Refused	2.1%																																								
<p><i>No comparable Condition 2 question.</i></p>	<p>89. Did the offender(s) ATTEMPT to take something that belonged to you or others in the household? (n=383)</p> <p>Universe: Q88 not answered "Yes"</p> <table border="0"> <tr> <td>Yes</td> <td>14.9%</td> </tr> <tr> <td>No</td> <td>73.9%</td> </tr> <tr> <td>Don't know</td> <td>7.3%</td> </tr> <tr> <td>Refused</td> <td>3.9%</td> </tr> </table>	Yes	14.9%	No	73.9%	Don't know	7.3%	Refused	3.9%																																
Yes	14.9%																																								
No	73.9%																																								
Don't know	7.3%																																								
Refused	3.9%																																								

Table A7. What Happened: Break in CIR Module: Question wording, sample size, universe, and frequencies, Conditions 1 and 2

Condition 2	Condition 1														
<p><i>No comparable Condition 2 question in Field Test.</i></p>	<p>11. Did the offender live here or have a right to be here, for instance, as a guest or a repair person? (n=216)</p> <p>Universe: “Yes” response or DK/REF to Q10a.</p> <table data-bbox="1066 337 1881 475"> <tr> <td>Yes</td> <td>31.9%</td> </tr> <tr> <td>No</td> <td>59.7%</td> </tr> <tr> <td>DK</td> <td>2.3%</td> </tr> <tr> <td>REF</td> <td>6.0%</td> </tr> </table>	Yes	31.9%	No	59.7%	DK	2.3%	REF	6.0%						
Yes	31.9%														
No	59.7%														
DK	2.3%														
REF	6.0%														
<p>BI1. You said someone broke in or tried to break in during {this/the} incident{ in {MONTH}}. Did someone break in or try to break into any of the following during this incident? (n=181)</p> <p>Universe: Break-in identified in screener or CIR2.</p> <table data-bbox="163 654 972 935"> <tr> <td>Your home?</td> <td>44.2%</td> </tr> <tr> <td>A garage, shed, or other detached building on your property?</td> <td>22.1%</td> </tr> <tr> <td>A second home or vacation home?</td> <td>1.7%</td> </tr> <tr> <td>A hotel or motel room where you or someone you live with were staying</td> <td>0.6%</td> </tr> <tr> <td>A car or motor vehicle?</td> <td>30.4%</td> </tr> <tr> <td>Some other place?</td> <td>6.1%</td> </tr> </table>	Your home?	44.2%	A garage, shed, or other detached building on your property?	22.1%	A second home or vacation home?	1.7%	A hotel or motel room where you or someone you live with were staying	0.6%	A car or motor vehicle?	30.4%	Some other place?	6.1%	<p><i>No comparable Condition 1 question.</i></p>		
Your home?	44.2%														
A garage, shed, or other detached building on your property?	22.1%														
A second home or vacation home?	1.7%														
A hotel or motel room where you or someone you live with were staying	0.6%														
A car or motor vehicle?	30.4%														
Some other place?	6.1%														
<p>BI2. {Excluding the motor vehicle, did/Did} the offender(s) actually get inside {any of these places}? (n=123)</p> <p>Universe: Any response to BI1 other than “Car or motor vehicle” only.</p> <table data-bbox="163 1117 972 1219"> <tr> <td>Yes</td> <td>55.3%</td> </tr> <tr> <td>No</td> <td>43.1%</td> </tr> <tr> <td>Not ascertained</td> <td>1.6%</td> </tr> </table>	Yes	55.3%	No	43.1%	Not ascertained	1.6%	<p>12. Did the offender actually get INSIDE your (house/apartment/room/garage/ shed/ enclosed porch)? (n=147)</p> <p>Universe: “No” response or DK/REF to Q11.</p> <table data-bbox="1066 1117 1881 1250"> <tr> <td>Yes</td> <td>31.9%</td> </tr> <tr> <td>No</td> <td>59.7%</td> </tr> <tr> <td>DK</td> <td>2.3%</td> </tr> <tr> <td>REF</td> <td>6.0%</td> </tr> </table>	Yes	31.9%	No	59.7%	DK	2.3%	REF	6.0%
Yes	55.3%														
No	43.1%														
Not ascertained	1.6%														
Yes	31.9%														
No	59.7%														
DK	2.3%														
REF	6.0%														

Table A7. What Happened: Break in CIR Module: Question wording, sample size, universe, and frequencies, Conditions 1 and 2 (continued)			
Condition 2		Condition 1	
No comparable Condition 2 question.		13. Did the offender TRY get in your (house/apartment/room/garage/shed/ enclosed porch)? (n=89) Universe: “No” response or DK/REF to Q12. Yes 76.4% No 5.6% DK 1.1% REF 16.9%	
B13. Were there any signs that the offender(s) got in or tried to get in by force? Signs of force include things like broken locks or windows. (n=142) Universe: “Yes” response to Q12, or “Yes” response or DK/REF to Q13. Yes 45.5% No 52.0% Not ascertained 2.4%		14. Was there any evidence, such as a broken lock or broken window, that the offender(s) (got in by force/TRIED to get in by force)? (n=142) Universe: “Yes” response to Q12, or “Yes” response or DK/REF to Q13. Yes 34.5% No 54.9% REF 10.6%	
B14. What were the signs? (n=56) Universe: “Yes” response to B13. A window was damaged 23.2% A window screen was damaged or removed 7.1% A lock on a window was damaged or tampered with 5.4% There was other damage to a window 5.4% A door was damaged 39.3% A screen door was damaged or removed 7.1% A lock or a door handle was damaged or tampered with 37.5% There was some other damage to a door 5.4% Something else 17.9%		15. What was the evidence? (n=49) Universe: “Yes” response to Q14. Window Damage to window (include frame, glass broken/removed/cracked) 38.8% Screen damaged/removed 22.4% Lock on window was damaged/tampered with in some way 12.2% Other 4.1% Door Damage to door (include frame, glass panes, or door removed) 2.0% Screen damaged/removed 10.2% Lock or door handle damaged/tampered with in some way 40.8% Other 6.1% Other than window or door 0.0%	

Table A8. What Happened: Motor Vehicle Theft CIR Module: Question wording, sample size, universe, and frequencies, Conditions 1 and 2			
Condition 2		Condition 1	
<p>MV1a. You said someone stole or tried to steal a vehicle or used it without permission during {this/the} incident{ in {MONTH}}. Did the offender(s) actually take the vehicle? (n=17)</p> <p>Universe: Screener had “yes” response to both MV Theft and Attempted MV Theft or MV Theft was identified at CIR2 (NIL)</p> <p>Yes 42.1%</p> <p>No 57.9%</p> <p>Not ascertained 0.0%</p>		<p><i>No comparable Condition 1 question.</i></p>	
<p>MV1b. You said someone stole or tried to steal vehicle parts or gas during {this/the} incident{ in {MONTH}}. Did the offender(s) actually take any vehicle parts or gas? (n=10)</p> <p>Universe: Screener had “yes” response to both MV Parts Theft and Attempted MV Parts Theft or MV Parts Theft was identified at CIR2 (NIL)</p> <p>Yes 60.0%</p> <p>No 10.0%</p> <p>Not ascertained 30.0%</p>		<p><i>No comparable Condition 1 question.</i></p>	
<p>MV2A.{You said someone {stole a vehicle or used it without permission/tried to steal a vehicle} during {this/the} incident{ in {MONTH}}.} Who did the vehicle belong to? (n=91)</p> <p>Universe: MV Theft or Attempted MV Theft reported in screener or at CIR2 (NIL)</p> <p>Respondent 50.6%</p> <p>Someone else respondent lives with 15.4%</p> <p>Both respondent and someone else s/he lives with 7.7%</p> <p>Someone respondent doesn’t live with 9.9%</p> <p>Other 7.7%</p> <p>Not ascertained 8.8%</p>		<p>97a. Did the stolen ^PROPERTY_MONEY belong to you personally, to someone else in the household, or to both you and other household members? (n=14 who reported a car or other motor vehicle stolen)</p> <p>Universe: Report of something stolen</p> <p>Note: 2 reports of Attempted MV Theft, both belonging to other household member only</p> <p>Respondent only 42.9%</p> <p>Respondent and other household member(s) 35.7%</p> <p>Other household member(s) only 21.4%</p> <p>Nonhousehold member(s) only 0.0%</p> <p>Other – Specify 0.0%</p>	

Table A8. What Happened: Motor Vehicle Theft CIR Module: Question wording, sample size, universe, and frequencies, Conditions 1 and 2 (continued)

Condition 2	Condition 1																						
<p>MV2B. {You said someone stole or tried to steal vehicle parts or gas during {this/the} incident{ in {MONTH}}.} Who did the vehicle parts or gas belong to? (n=130)</p> <p>Universe: MV Parts Theft or Attempted MV Parts Theft reported in screener or at CIR2 (NIL)</p> <table> <tr> <td>Respondent</td> <td style="text-align: right;">50.6%</td> </tr> <tr> <td>Someone else respondent lives with</td> <td style="text-align: right;">15.4%</td> </tr> <tr> <td>Both respondent and someone else s/he lives with</td> <td style="text-align: right;">7.7%</td> </tr> <tr> <td>Someone respondent doesn't live with</td> <td style="text-align: right;">9.9%</td> </tr> <tr> <td>Other</td> <td style="text-align: right;">7.7%</td> </tr> <tr> <td>Not ascertained</td> <td style="text-align: right;">8.8%</td> </tr> </table>	Respondent	50.6%	Someone else respondent lives with	15.4%	Both respondent and someone else s/he lives with	7.7%	Someone respondent doesn't live with	9.9%	Other	7.7%	Not ascertained	8.8%	<p>97a. Did the stolen ^PROPERTY_MONEY belong to you personally, to someone else in the household, or to both you and other household members? (n=36 who reported motor vehicle parts, gas, or oil stolen)</p> <p>Universe: Report of something stolen NOTE: 5 reports of Attempted MV Parts Theft, all belonging to respondent only</p> <table> <tr> <td>Respondent only</td> <td style="text-align: right;">58.3%</td> </tr> <tr> <td>Respondent and other household member(s)</td> <td style="text-align: right;">33.3%</td> </tr> <tr> <td>Other household member(s) only</td> <td style="text-align: right;">8.3%</td> </tr> <tr> <td>Nonhousehold member(s) only</td> <td style="text-align: right;">0.0%</td> </tr> <tr> <td>Other – Specify</td> <td style="text-align: right;">0.0%</td> </tr> </table>	Respondent only	58.3%	Respondent and other household member(s)	33.3%	Other household member(s) only	8.3%	Nonhousehold member(s) only	0.0%	Other – Specify	0.0%
Respondent	50.6%																						
Someone else respondent lives with	15.4%																						
Both respondent and someone else s/he lives with	7.7%																						
Someone respondent doesn't live with	9.9%																						
Other	7.7%																						
Not ascertained	8.8%																						
Respondent only	58.3%																						
Respondent and other household member(s)	33.3%																						
Other household member(s) only	8.3%																						
Nonhousehold member(s) only	0.0%																						
Other – Specify	0.0%																						
<p>MV3. Did anyone ever tell the offender(s) they could use the vehicle? (n=171)</p> <p>Universe: MV Theft or Attempted MV Theft, MV Parts Theft or Attempted MV Parts Theft reported in screener or at CIR2 (NIL)</p> <table> <tr> <td>Yes</td> <td style="text-align: right;">0.6%</td> </tr> <tr> <td>No</td> <td style="text-align: right;">88.9%</td> </tr> <tr> <td>Not ascertained</td> <td style="text-align: right;">10.5%</td> </tr> </table>	Yes	0.6%	No	88.9%	Not ascertained	10.5%	<p>98. Had permission to use the (car/motor vehicle) ever been given to the offender(s)? (n=14)</p> <p>Universe: Report of a vehicle stolen</p> <table> <tr> <td>Yes</td> <td style="text-align: right;">100.0%</td> </tr> <tr> <td>No</td> <td style="text-align: right;">0.0%</td> </tr> </table>	Yes	100.0%	No	0.0%												
Yes	0.6%																						
No	88.9%																						
Not ascertained	10.5%																						
Yes	100.0%																						
No	0.0%																						
<p>MV4. Did the offender(s) return the vehicle? (n=1)</p> <p>Universe: "Yes" response to MV3.</p> <table> <tr> <td>Yes</td> <td style="text-align: right;">100.0%</td> </tr> <tr> <td>No</td> <td style="text-align: right;">0.0%</td> </tr> </table>	Yes	100.0%	No	0.0%	<p>99. Did the offender return the (car/motor vehicle) this time? (n=0)</p> <p>Universe: "No" response to Q98.</p> <table> <tr> <td>Yes</td> <td style="text-align: right;">0.0%</td> </tr> <tr> <td>No</td> <td style="text-align: right;">0.0%</td> </tr> </table>	Yes	0.0%	No	0.0%														
Yes	100.0%																						
No	0.0%																						
Yes	0.0%																						
No	0.0%																						

Table A9. What Happened: Theft CIR Module: Question wording, sample size, universe, and frequencies, Conditions 1 and 2

Condition 2	Condition 1
<p><i>No comparable question in the Condition 2 CIR.</i></p>	<p>88. Was something stolen or taken without permission that belonged to you or others in the household? (n=700)</p> <p>Universe: All incidents.</p> <p>Yes 45.3%</p> <p>No 50.3%</p> <p>DK 2.3%</p> <p>REF 2.1%</p>
<p><i>No comparable question in the Condition 2 CIR.</i></p>	<p>89. Did the offender ATTEMPT to take something that belonged to you or others in the household? (n=383)</p> <p>Universe: Q88 = "No," DK, REF</p> <p>Yes 14.9%</p> <p>No 73.4%</p> <p>DK 7.3%</p> <p>REF 3.9%</p>
<p><i>No comparable question in the Condition 2 Field Test.</i></p>	<p>90a. What did the offender try to take? (n=57)</p> <p>Universe: Q89 = "Yes."</p> <p>Cash 15.8%</p> <p>Purse 5.3%</p> <p>Wallet 8.8%</p> <p>Credit cards, checks, bank cards 3.5%</p> <p>Car 1.8%</p> <p>Other motor vehicle 1.8%</p> <p>Part of motor vehicle (tire, hubcap, etc.) 8.8%</p> <p>Gasoline or oil 0.0%</p> <p>Bicycle or parts 1.8%</p> <p>TV, DVD player, VCR, stereo, other household appliances 5.3%</p> <p>Silver, china, art objects 0.0%</p> <p>Other household furnishings (furniture, rugs, etc.) 1.8%</p> <p>Personal effects (clothing, jewelry, toys, etc.) 1.8%</p> <p>Handgun (pistol, revolver) 1.8%</p> <p>Other firearm (rifle, shotgun) 1.8%</p> <p>Other 29.8%</p> <p>DK 22.8%</p>

Table A9. What Happened: Theft CIR Module: Question wording, sample size, universe, and frequencies, Conditions 1 and 2 (continued)

Condition 2	Condition 1										
<p><i>No comparable question in the Condition 2 Field Test.</i></p>	<p>91a. Did the (property/money) the offender tried to take belong to you personally, to someone else in the household, or to both you and other household members? (n=57)</p> <p>Universe: Q89 = "Yes."</p> <table data-bbox="1073 370 1881 545"> <tr> <td>Respondent only</td> <td>66.7%</td> </tr> <tr> <td>Respondent and other household member(s)</td> <td>22.8%</td> </tr> <tr> <td>Other household member(s) only</td> <td>7.0%</td> </tr> <tr> <td>Nonhousehold member(s) only</td> <td>1.8%</td> </tr> <tr> <td>Other – Specify</td> <td>1.8%</td> </tr> </table>	Respondent only	66.7%	Respondent and other household member(s)	22.8%	Other household member(s) only	7.0%	Nonhousehold member(s) only	1.8%	Other – Specify	1.8%
Respondent only	66.7%										
Respondent and other household member(s)	22.8%										
Other household member(s) only	7.0%										
Nonhousehold member(s) only	1.8%										
Other – Specify	1.8%										
<p><i>No comparable question in Condition 2.</i></p>	<p>92a. (Was/Were) the article(s) IN or ATTACHED to a motor vehicle when the attempt was made to take (it/them)? (n=56)</p> <p>Universe: Any response other than "Car" or "Other motor vehicle" in Q90a.</p> <table data-bbox="1073 727 1881 863"> <tr> <td>Yes</td> <td>41.1%</td> </tr> <tr> <td>No</td> <td>58.9%</td> </tr> <tr> <td>DK</td> <td>0.0%</td> </tr> <tr> <td>REF</td> <td>0.0%</td> </tr> </table>	Yes	41.1%	No	58.9%	DK	0.0%	REF	0.0%		
Yes	41.1%										
No	58.9%										
DK	0.0%										
REF	0.0%										
<p><i>No comparable question in Condition 2.</i></p>	<p>93. Was the (cash/purse/wallet) on your person, for instance, in a pocket or being held? (n=57)</p> <p>Universe: Q90a = "Cash," "Purse," or "Wallet" in Q90a.</p> <table data-bbox="1073 1010 1881 1146"> <tr> <td>Yes</td> <td>1.8%</td> </tr> <tr> <td>No</td> <td>98.3%</td> </tr> <tr> <td>DK</td> <td>0.0%</td> </tr> <tr> <td>REF</td> <td>0.0%</td> </tr> </table>	Yes	1.8%	No	98.3%	DK	0.0%	REF	0.0%		
Yes	1.8%										
No	98.3%										
DK	0.0%										
REF	0.0%										
<p><i>No comparable question in Condition 2.</i></p>	<p>94. Was there anything (else) the offender(s) tried to take directly from you, for instance, from your pocket or hands, or something that you were wearing? (n=57)</p> <p>Universe: Q89 = "Yes."</p> <table data-bbox="1073 1328 1881 1461"> <tr> <td>Yes</td> <td>1.8%</td> </tr> <tr> <td>No</td> <td>98.3%</td> </tr> <tr> <td>DK</td> <td>0.0%</td> </tr> <tr> <td>REF</td> <td>0.0%</td> </tr> </table>	Yes	1.8%	No	98.3%	DK	0.0%	REF	0.0%		
Yes	1.8%										
No	98.3%										
DK	0.0%										
REF	0.0%										

Table A9. What Happened: Theft CIR Module: Question wording, sample size, universe, and frequencies, Conditions 1 and 2 (continued)

Condition 2	Condition 1
<p>T2a. You said someone stole something from you during {this/the} incident {in {MONTH of YEAR}}. What was stolen? (n=630)</p> <p>Universe: Incidents reported in the Theft screener series.</p>	<p>96a. What was taken that belonged to you or others in the household? (n=317)</p> <p>Universe: Q88 = "Yes."</p>
{CASH} 13.3%	Cash 15.1%
{CREDIT CARDS, A CHECK, OR BANK CARDS} 4.1%	Purse 2.2%
{A PURSE OR WALLET} 6.0%	Wallet 6.3%
{A BACKPACK, BRIEFCASE, OR LUGGAGE} 0.0%	Credit cards, checks, bank cards 6.9%
{A CELL PHONE} 6.5%	Car 2.8%
{A TABLET, A LAPTOP, OR OTHER PERSONAL ELECTRONICS} 3.8%	Other motor vehicle 1.6%
{CLOTHING, FURS, OR SHOES} 5.7%	Part of motor vehicle (tire, hubcap, attached tape deck, attached cb radio, etc.) 5.7%
{JEWELRY, A WATCH, OR KEYS} 3.7%	Unattached motor vehicle accessories or equipment (unattached CD player or satellite radio, etc.) 0.0%
{A TV, A COMPUTER, OR APPLIANCES} 1.4%	Gasoline or oil 5.7%
{OTHER HOME FURNISHINGS, SUCH AS CHINA OR RUGS} 0.5%	Bicycle or parts 6.3%
{A HANDGUN OR OTHER FIREARM} 0.5%	TV, DVD player, VCR, stereo, other household appliances 2.8%
{TOOLS, MACHINES, OR OFFICE EQUIPMENT} 1.7%	Silver, china, art objects 1.6%
{A BICYCLE OR BICYCLE PARTS} 8.3%	Other household furnishings (furniture, rugs, etc.) 3.2%
{A GARDEN HOSE OR LAWN FURNITURE} 2.9%	Portable electronic and photographic gear (Personal stereo, TV, cellphone, camera, etc.)
{TOYS, OR SPORTS AND RECREATION EQUIPMENT} 2.9%	Clothing, furs, luggage, briefcase 2.6%
{SOMETHING YOU KEPT IN YOUR VEHICLE, SUCH AS A GPS DEVICE OR A PHONE CHARGER} 2.5%	Jewelry, watch, keys 5.7%
{A PACKAGE OR GROCERIES} 1.3%	Collection of stamps, coins, etc. 0.9%
SOMETHING ELSE 45.4%	Toys, sports and recreational equipment (not listed above) 5.0%
NOT ASCERTAINED 9.2%	Other personal and portable object 8.8%
	Handgun (pistol, revolver) 1.6%
	Other firearm (rifle, shotgun) 0.3%
	Tools, machines, office equipment 13.9%
	Farm or garden produce, plants, fruits, logs 0.0%
	Animals – pet or livestock 0.0%
	Food or liquor 3.8%
	Other 20.2%
	DK 2.8%

Table A9. What Happened: Theft CIR Module: Question wording, sample size, universe, and frequencies, Conditions 1 and 2 (continued)

Condition 2	Condition 1																																						
<p>T2b. You said someone stole something from you during {this/the} incident {in {MONTH of YEAR}}. What was stolen? (n=630)</p> <p>Universe: “Other” selected in T2a or Theft screener flag set somewhere other than Theft screener series.</p> <table data-bbox="163 505 972 1214"> <tr><td>CASH</td><td>4.7%</td></tr> <tr><td>CREDIT CARDS, A CHECK, OR BANK CARDS</td><td>3.4%</td></tr> <tr><td>A PURSE OR WALLET</td><td>0.6%</td></tr> <tr><td>A BACKPACK, BRIEFCASE, OR LUGGAGE</td><td>0.3%</td></tr> <tr><td>A CELL PHONE</td><td>0.6%</td></tr> <tr><td>OTHER PERSONAL AND PORTABLE ELECTRONICS</td><td>1.6%</td></tr> <tr><td>CLOTHING, FURS, OR SHOES</td><td>5.6%</td></tr> <tr><td>JEWELRY, A WATCH, OR KEYS</td><td>2.8%</td></tr> <tr><td>A TV, A COMPUTER, OR APPLIANCES</td><td>0.9%</td></tr> <tr><td>OTHER HOME FURNISHINGS, SUCH AS CHINA OR RUGS</td><td>2.2%</td></tr> <tr><td>A HANDGUN OR OTHER FIREARM</td><td>0.3%</td></tr> <tr><td>TOOLS, MACHINES, OR OFFICE EQUIPMENT</td><td>9.4%</td></tr> <tr><td>A BICYCLE OR BICYCLE PARTS</td><td>0.3%</td></tr> <tr><td>A GARDEN HOSE OR LAWN FURNITURE</td><td>0.0%</td></tr> <tr><td>TOYS, OR SPORTS AND RECREATION EQUIPMENT</td><td>2.8%</td></tr> <tr><td>UNATTACHED MOTOR VEHICLE ACCESSORIES (GPS DEVICE, PHONE CHARGERS, ETC.)</td><td>2.8%</td></tr> <tr><td>A PACKAGE OR GROCERIES</td><td>10.9%</td></tr> <tr><td>SOMETHING ELSE</td><td>57.2%</td></tr> <tr><td>NOT ASCERTAINED</td><td>5.9%</td></tr> </table>	CASH	4.7%	CREDIT CARDS, A CHECK, OR BANK CARDS	3.4%	A PURSE OR WALLET	0.6%	A BACKPACK, BRIEFCASE, OR LUGGAGE	0.3%	A CELL PHONE	0.6%	OTHER PERSONAL AND PORTABLE ELECTRONICS	1.6%	CLOTHING, FURS, OR SHOES	5.6%	JEWELRY, A WATCH, OR KEYS	2.8%	A TV, A COMPUTER, OR APPLIANCES	0.9%	OTHER HOME FURNISHINGS, SUCH AS CHINA OR RUGS	2.2%	A HANDGUN OR OTHER FIREARM	0.3%	TOOLS, MACHINES, OR OFFICE EQUIPMENT	9.4%	A BICYCLE OR BICYCLE PARTS	0.3%	A GARDEN HOSE OR LAWN FURNITURE	0.0%	TOYS, OR SPORTS AND RECREATION EQUIPMENT	2.8%	UNATTACHED MOTOR VEHICLE ACCESSORIES (GPS DEVICE, PHONE CHARGERS, ETC.)	2.8%	A PACKAGE OR GROCERIES	10.9%	SOMETHING ELSE	57.2%	NOT ASCERTAINED	5.9%	<p><i>No comparable question in Condition 1.</i></p>
CASH	4.7%																																						
CREDIT CARDS, A CHECK, OR BANK CARDS	3.4%																																						
A PURSE OR WALLET	0.6%																																						
A BACKPACK, BRIEFCASE, OR LUGGAGE	0.3%																																						
A CELL PHONE	0.6%																																						
OTHER PERSONAL AND PORTABLE ELECTRONICS	1.6%																																						
CLOTHING, FURS, OR SHOES	5.6%																																						
JEWELRY, A WATCH, OR KEYS	2.8%																																						
A TV, A COMPUTER, OR APPLIANCES	0.9%																																						
OTHER HOME FURNISHINGS, SUCH AS CHINA OR RUGS	2.2%																																						
A HANDGUN OR OTHER FIREARM	0.3%																																						
TOOLS, MACHINES, OR OFFICE EQUIPMENT	9.4%																																						
A BICYCLE OR BICYCLE PARTS	0.3%																																						
A GARDEN HOSE OR LAWN FURNITURE	0.0%																																						
TOYS, OR SPORTS AND RECREATION EQUIPMENT	2.8%																																						
UNATTACHED MOTOR VEHICLE ACCESSORIES (GPS DEVICE, PHONE CHARGERS, ETC.)	2.8%																																						
A PACKAGE OR GROCERIES	10.9%																																						
SOMETHING ELSE	57.2%																																						
NOT ASCERTAINED	5.9%																																						
<p><i>No comparable question in Condition 2.</i></p>	<p>96d. Did the stolen (purse/wallet) contain any money? (n=24)</p> <p>Universe: Q96a answered “Purse” and/or “Wallet.”</p> <table data-bbox="1073 1321 1881 1458"> <tr><td>Yes</td><td>62.5%</td></tr> <tr><td>No</td><td>37.5%</td></tr> <tr><td>DK</td><td>0.0%</td></tr> <tr><td>REF</td><td>0.0%</td></tr> </table>	Yes	62.5%	No	37.5%	DK	0.0%	REF	0.0%																														
Yes	62.5%																																						
No	37.5%																																						
DK	0.0%																																						
REF	0.0%																																						

Table A9. What Happened: Theft CIR Module: Question wording, sample size, universe, and frequencies, Conditions 1 and 2 (continued)

Condition 2	Condition 1																												
<p>T3a. How much cash was taken? (n=2)</p> <p>Universe: Sample person is under age 18 and either T2a or T2b was answered "Cash"</p> <table style="width: 100%; border-collapse: collapse;"> <tr> <td style="width: 80%;">Less than 10 dollars</td> <td style="text-align: right;">50.0%</td> </tr> <tr> <td>\$10 or more, but less than \$20</td> <td style="text-align: right;">0.0%</td> </tr> <tr> <td>\$20 or more, but less than \$30</td> <td style="text-align: right;">0.0%</td> </tr> <tr> <td>\$30 or more, but less than \$50</td> <td style="text-align: right;">50.0%</td> </tr> <tr> <td>\$50 or more</td> <td style="text-align: right;">0.0%</td> </tr> </table>	Less than 10 dollars	50.0%	\$10 or more, but less than \$20	0.0%	\$20 or more, but less than \$30	0.0%	\$30 or more, but less than \$50	50.0%	\$50 or more	0.0%	<p><i>No comparable question in Condition 1.</i></p>																		
Less than 10 dollars	50.0%																												
\$10 or more, but less than \$20	0.0%																												
\$20 or more, but less than \$30	0.0%																												
\$30 or more, but less than \$50	50.0%																												
\$50 or more	0.0%																												
<p>T3b. How much cash was taken? (n=97)</p> <p>Universe: Sample person is 18 or older and either T2a or T2b was answered "Cash"</p> <table style="width: 100%; border-collapse: collapse;"> <tr> <td style="width: 80%;">Less than 10 dollars</td> <td style="text-align: right;">24.7%</td> </tr> <tr> <td>\$10 or more, but less than \$50</td> <td style="text-align: right;">23.7%</td> </tr> <tr> <td>\$50 or more, but less than \$200</td> <td style="text-align: right;">22.7%</td> </tr> <tr> <td>\$200 or more, but less than \$500</td> <td style="text-align: right;">13.4%</td> </tr> <tr> <td>\$500 or more, but less than \$1,000</td> <td style="text-align: right;">9.3%</td> </tr> <tr> <td>\$1,000 or more</td> <td style="text-align: right;">5.2%</td> </tr> <tr> <td>Not ascertained</td> <td style="text-align: right;">1.0%</td> </tr> </table>	Less than 10 dollars	24.7%	\$10 or more, but less than \$50	23.7%	\$50 or more, but less than \$200	22.7%	\$200 or more, but less than \$500	13.4%	\$500 or more, but less than \$1,000	9.3%	\$1,000 or more	5.2%	Not ascertained	1.0%	<p>96e. How much cash was taken? (n=54)</p> <p>Universe: Q96a answered "Cash" or Q96d = "Yes" NOTE: Open-ended question; showing coded frequencies below in Condition 2 categories.</p> <table style="width: 100%; border-collapse: collapse;"> <tr> <td style="width: 80%;">Less than 10 dollars</td> <td style="text-align: right;">18.5%</td> </tr> <tr> <td>\$10 or more, but less than \$50</td> <td style="text-align: right;">25.9%</td> </tr> <tr> <td>\$50 or more, but less than \$200</td> <td style="text-align: right;">29.6%</td> </tr> <tr> <td>\$200 or more, but less than \$500</td> <td style="text-align: right;">11.1%</td> </tr> <tr> <td>\$500 or more, but less than \$1,000</td> <td style="text-align: right;">7.4%</td> </tr> <tr> <td>\$1,000 or more</td> <td style="text-align: right;">5.6%</td> </tr> <tr> <td>DK</td> <td style="text-align: right;">1.9%</td> </tr> </table>	Less than 10 dollars	18.5%	\$10 or more, but less than \$50	25.9%	\$50 or more, but less than \$200	29.6%	\$200 or more, but less than \$500	11.1%	\$500 or more, but less than \$1,000	7.4%	\$1,000 or more	5.6%	DK	1.9%
Less than 10 dollars	24.7%																												
\$10 or more, but less than \$50	23.7%																												
\$50 or more, but less than \$200	22.7%																												
\$200 or more, but less than \$500	13.4%																												
\$500 or more, but less than \$1,000	9.3%																												
\$1,000 or more	5.2%																												
Not ascertained	1.0%																												
Less than 10 dollars	18.5%																												
\$10 or more, but less than \$50	25.9%																												
\$50 or more, but less than \$200	29.6%																												
\$200 or more, but less than \$500	11.1%																												
\$500 or more, but less than \$1,000	7.4%																												
\$1,000 or more	5.6%																												
DK	1.9%																												
<p>T4. Who did the stolen property or money belong to? (n=666)</p> <p>Universe: All CIRs where a theft was reported except theft of MV or MV parts</p> <table style="width: 100%; border-collapse: collapse;"> <tr> <td style="width: 80%;">RESPONDENT</td> <td style="text-align: right;">69.4%</td> </tr> <tr> <td>SOMEONE RESPONDENT LIVES WITH</td> <td style="text-align: right;">12.2%</td> </tr> <tr> <td>BOTH RESPONDENT AND SOMEONE ELSE S/HE LIVES WITH</td> <td style="text-align: right;">6.0%</td> </tr> <tr> <td>SOMEONE RESPONDENT DOESN'T LIVE WITH</td> <td style="text-align: right;">3.3%</td> </tr> <tr> <td>OTHER</td> <td style="text-align: right;">3.3%</td> </tr> <tr> <td>Not ascertained</td> <td style="text-align: right;">5.9%</td> </tr> </table>	RESPONDENT	69.4%	SOMEONE RESPONDENT LIVES WITH	12.2%	BOTH RESPONDENT AND SOMEONE ELSE S/HE LIVES WITH	6.0%	SOMEONE RESPONDENT DOESN'T LIVE WITH	3.3%	OTHER	3.3%	Not ascertained	5.9%	<p>97a. Did the stolen ^PROPERTY_MONEY belong to you personally, to someone else in the household, or to both you and other household members? (n=303, excluding MV Thefts)</p> <p>Universe: Q88 = "Yes." NOTE: Frequencies below exclude MV Thefts.</p> <table style="width: 100%; border-collapse: collapse;"> <tr> <td style="width: 80%;">Respondent only</td> <td style="text-align: right;">70.3%</td> </tr> <tr> <td>Respondent and other household member(s)</td> <td style="text-align: right;">20.8%</td> </tr> <tr> <td>Other household member(s) only</td> <td style="text-align: right;">5.3%</td> </tr> <tr> <td>Nonhousehold member(s) only</td> <td style="text-align: right;">2.6%</td> </tr> <tr> <td>Other - Specify</td> <td style="text-align: right;">1.0%</td> </tr> </table>	Respondent only	70.3%	Respondent and other household member(s)	20.8%	Other household member(s) only	5.3%	Nonhousehold member(s) only	2.6%	Other - Specify	1.0%						
RESPONDENT	69.4%																												
SOMEONE RESPONDENT LIVES WITH	12.2%																												
BOTH RESPONDENT AND SOMEONE ELSE S/HE LIVES WITH	6.0%																												
SOMEONE RESPONDENT DOESN'T LIVE WITH	3.3%																												
OTHER	3.3%																												
Not ascertained	5.9%																												
Respondent only	70.3%																												
Respondent and other household member(s)	20.8%																												
Other household member(s) only	5.3%																												
Nonhousehold member(s) only	2.6%																												
Other - Specify	1.0%																												

Table A9. What Happened: Theft CIR Module: Question wording, sample size, universe, and frequencies, Conditions 1 and 2 (continued)			
Condition 2		Condition 1	
No comparable question in Condition 2.		100a. Were the articles IN or ATTACHED to a motor vehicle when they were taken? (n=308) Universe: Q88 answered something besides “Car” or “Other motor vehicle.” Yes 36.7% No 63.0% DK 0.3% REF 0.0%	
T5. Was the {cash} {or} {purse or wallet} {or} {cell phone} on your person, such as in a pocket or being held? (n=154) Universe: T2a or T2b answered “Cash,” “Purse or Wallet,” or “Cell phone.” Yes 11.0% No 89.0% Not ascertained 0.0%		102a. Was the (cash/purse/wallet) on your person, such as in a pocket or being held? (n=62) Universe: Q88 answered “Cash,” “Purse,” or “Wallet.” Yes 12.9% No 87.1% DK 0.0% REF 0.0%	
T6. Was there anything {else} the offender(s) took directly from you, such as from your pocket or hands, or something that you were wearing? (n=644) Universe: All CIRs where a theft of something belonging to a household member was reported except theft of MV or MV parts Yes 1.7% No 92.2% Not ascertained 6.1%		102b. Was there anything {else} the offender(s) took directly from you, such as from your pocket or hands, or something that you were wearing? (n=317) Universe: All CIRs where a theft of something belonging to a household member was reported. Yes 2.5% No 97.5% DK 0.0% REF 0.0%	

Table A10. Vandalism screener items and CIR Module question wording, sample size, universe, and frequencies, Condition 2 and 2007 NCVS Vandalism questions

Condition 2	2007 NCVS Vandalism Questions
<p>S_05A1. Vandalism is when someone deliberately damages or destroys something belonging to you. Examples are breaking windows, slashing tires, or painting graffiti on walls. In the past 12 months, has anyone vandalized your home, car, or something else that belongs to you or someone else living here? (n=2,890)</p> <p>Universe: All household respondents.</p> <p>Yes 4.6%</p> <p>No 94.6%</p> <p>Not ascertained 0.8%</p>	<p>60. Now I'd like to ask about ALL acts of vandalism that may have been committed during the last 6 months against YOUR household. Vandalism is the deliberate, intentional damage to or destruction of household property. Examples are breaking windows, slashing tires, and painting graffiti on walls. Since _____, 20 ____, has anyone intentionally damaged or destroyed property owned by you or someone else in your household? (EXCLUDE any damage done in conjunction with incidents already mentioned.) (n=82,905)</p> <p>Universe: All household respondents.</p> <p>Yes 2.2%</p> <p>No 97.6%</p> <p>DK 0.0%</p> <p>REF 0.1%</p>
<p>S_05A2. In the past 12 months, did someone deliberately injure or kill an animal, such as a pet or livestock, that belonged to you or someone you live with? (n=2,890)</p> <p>Universe: All household respondents.</p> <p>Yes 0.6%</p> <p>No 98.6%</p> <p>Not ascertained 0.8%</p>	<p><i>New question in Field Test (Condition 2).</i></p>

Table A10. Vandalism Screener Items and CIR Module Question wording, sample size, universe, and frequencies, Condition 2 and 2007 NCVS Vandalism questions (continued)

Condition 2	2007 NCVS Vandalism Questions																																														
<p>V1. You said someone damaged or destroyed your property during {this/the} incident{ in {MONTH}}. What kind of property did the offender damage or destroy? (n=122)</p> <p>Universe: Vandalism Incidents with no other type of crime.</p> <table> <tr> <td>A vehicle (including parts)</td> <td>46.8%</td> </tr> <tr> <td>Something inside your home or apartment</td> <td>3.6%</td> </tr> <tr> <td>-</td> <td></td> </tr> <tr> <td>A mailbox</td> <td>7.2%</td> </tr> <tr> <td>Something outside of your home or apartment, such as doors, windows, or walls</td> <td>12.6%</td> </tr> <tr> <td>Fences, walls, gates or items in a garden</td> <td>8.1%</td> </tr> <tr> <td>-</td> <td></td> </tr> <tr> <td>A garage, shed, greenhouse or other structure on your property</td> <td>2.7%</td> </tr> <tr> <td>An animal such as a pet or livestock</td> <td>0.9%</td> </tr> <tr> <td>Other</td> <td>18.0%</td> </tr> </table>	A vehicle (including parts)	46.8%	Something inside your home or apartment	3.6%	-		A mailbox	7.2%	Something outside of your home or apartment, such as doors, windows, or walls	12.6%	Fences, walls, gates or items in a garden	8.1%	-		A garage, shed, greenhouse or other structure on your property	2.7%	An animal such as a pet or livestock	0.9%	Other	18.0%	<p>61a. What kind of property was damaged or destroyed in this/ these act(s) of vandalism? (n=1,849)</p> <p>Universe: Household respondents saying “Yes” to Q60.</p> <table> <tr> <td>Motor vehicle (including parts)</td> <td>45.5%</td> </tr> <tr> <td>Furniture, other household goods</td> <td>1.1%</td> </tr> <tr> <td>Clothing</td> <td>0.3%</td> </tr> <tr> <td>Mailbox</td> <td>9.7%</td> </tr> <tr> <td>-</td> <td></td> </tr> <tr> <td>House window/screen/door</td> <td>14.5%</td> </tr> <tr> <td>Yard or garden (trees, shrubs, fence, etc.)</td> <td>9.8%</td> </tr> <tr> <td>Gate or fence</td> <td>0.0%</td> </tr> <tr> <td>-</td> <td></td> </tr> <tr> <td>-</td> <td></td> </tr> <tr> <td>Animal (pet, livestock, etc.)</td> <td>0.5%</td> </tr> <tr> <td>Other</td> <td>18.4%</td> </tr> <tr> <td>Bicycle (including parts)</td> <td>2.0%</td> </tr> </table>	Motor vehicle (including parts)	45.5%	Furniture, other household goods	1.1%	Clothing	0.3%	Mailbox	9.7%	-		House window/screen/door	14.5%	Yard or garden (trees, shrubs, fence, etc.)	9.8%	Gate or fence	0.0%	-		-		Animal (pet, livestock, etc.)	0.5%	Other	18.4%	Bicycle (including parts)	2.0%
A vehicle (including parts)	46.8%																																														
Something inside your home or apartment	3.6%																																														
-																																															
A mailbox	7.2%																																														
Something outside of your home or apartment, such as doors, windows, or walls	12.6%																																														
Fences, walls, gates or items in a garden	8.1%																																														
-																																															
A garage, shed, greenhouse or other structure on your property	2.7%																																														
An animal such as a pet or livestock	0.9%																																														
Other	18.0%																																														
Motor vehicle (including parts)	45.5%																																														
Furniture, other household goods	1.1%																																														
Clothing	0.3%																																														
Mailbox	9.7%																																														
-																																															
House window/screen/door	14.5%																																														
Yard or garden (trees, shrubs, fence, etc.)	9.8%																																														
Gate or fence	0.0%																																														
-																																															
-																																															
Animal (pet, livestock, etc.)	0.5%																																														
Other	18.4%																																														
Bicycle (including parts)	2.0%																																														
<p>V2. What kind of damage did the offender do? (n=122)</p> <p>Universe: Vandalism Incidents with no other type of crime.</p> <table> <tr> <td>Broke glass, such as a window or mirror</td> <td>11.7%</td> </tr> <tr> <td>Defaced something, such as painting graffiti, or keyed a car</td> <td>29.7%</td> </tr> <tr> <td>Burned something</td> <td>3.6%</td> </tr> <tr> <td>Drove into or ran over something with a vehicle</td> <td>0.9%</td> </tr> <tr> <td>Broke or destroyed something else</td> <td>22.5%</td> </tr> <tr> <td>{Injured or killed animals}</td> <td>0.9%</td> </tr> <tr> <td>Other</td> <td>30.6%</td> </tr> </table>	Broke glass, such as a window or mirror	11.7%	Defaced something, such as painting graffiti, or keyed a car	29.7%	Burned something	3.6%	Drove into or ran over something with a vehicle	0.9%	Broke or destroyed something else	22.5%	{Injured or killed animals}	0.9%	Other	30.6%	<p>61a. What kind of damage was done in this/these act(s) of vandalism? (n=1,849)</p> <p>Universe: Household respondents saying “Yes” to Q60.</p> <table> <tr> <td>Broken glass, including window, windshield, glass in door, mirror</td> <td>19.9%</td> </tr> <tr> <td>Defacing something, including graffiti, marring or dirtying something</td> <td>39.2%</td> </tr> <tr> <td>Burning something, including using fire, heat or explosives</td> <td>1.3%</td> </tr> <tr> <td>Drove into or ran over something with a vehicle</td> <td>4.4%</td> </tr> <tr> <td>Some other breaking or tearing</td> <td>14.1%</td> </tr> <tr> <td>Injured or killed animals</td> <td>0.4%</td> </tr> <tr> <td>Other</td> <td>20.7%</td> </tr> </table>	Broken glass, including window, windshield, glass in door, mirror	19.9%	Defacing something, including graffiti, marring or dirtying something	39.2%	Burning something, including using fire, heat or explosives	1.3%	Drove into or ran over something with a vehicle	4.4%	Some other breaking or tearing	14.1%	Injured or killed animals	0.4%	Other	20.7%																		
Broke glass, such as a window or mirror	11.7%																																														
Defaced something, such as painting graffiti, or keyed a car	29.7%																																														
Burned something	3.6%																																														
Drove into or ran over something with a vehicle	0.9%																																														
Broke or destroyed something else	22.5%																																														
{Injured or killed animals}	0.9%																																														
Other	30.6%																																														
Broken glass, including window, windshield, glass in door, mirror	19.9%																																														
Defacing something, including graffiti, marring or dirtying something	39.2%																																														
Burning something, including using fire, heat or explosives	1.3%																																														
Drove into or ran over something with a vehicle	4.4%																																														
Some other breaking or tearing	14.1%																																														
Injured or killed animals	0.4%																																														
Other	20.7%																																														

Table A10. Vandalism Screener Items and CIR Module Question wording, sample size, universe, and frequencies, Condition 2 and 2007 NCVS Vandalism questions (continued)

Condition 2	2007 NCVS Vandalism Questions
<p>V3. {You said someone injured or killed an animal during {this/the} incident{ in {MONTH}}.} Did the offender attack or threaten anyone (else) who was living with you during {this/the} incident? (n=103)</p> <p>Universe: Vandalism Incidents in households with more than one member.</p> <p>Yes 1.0%</p> <p>No 86.4%</p> <p>Not ascertained 12.6%</p>	<p><i>New question in Field Test (Condition 2).</i></p>
<p>V4. Did the offender steal or try to steal something that belonged to anyone (else) who lived with you during {this/the} incident? (n=103)</p> <p>Universe: Vandalism Incidents in households with more than one member.</p> <p>Yes 1.9%</p> <p>No 85.4%</p> <p>Not ascertained 12.6%</p>	<p><i>New question in Field Test (Condition 2).</i></p>

Table A11. Presence CIR Module: Question wording, sample size, universe, and frequencies, Conditions 1 and 2

Condition 2	Condition 1
<p>PR1. Did you{ or anyone you live with} see, hear, or have any contact with the offender(s) as the incident was happening? (n=973)</p> <p>Universe: All incidents not reported as Attack or Sexual Attack</p> <p>Yes 10.1%</p> <p>No 82.7%</p> <p>Not ascertained 7.2%</p>	<p>20a. Were you or any other member of this household present when this incident occurred? (n=700)</p> <p>Universe: All incidents</p> <p>Yes 56.6%</p> <p>No 39.9%</p> <p>REF 2.3%</p> <p>DK 1.3%</p>
<p>PR2. Who saw, heard, or had contact with the offender(s) as the incident was happening? (n=69)</p> <p>Universe: PR1=1 and respondent does not live alone</p> <p>Respondent 69.6%</p> <p>Someone respondent lives with 31.9%</p> <p>Someone respondent does not live with 11.6%</p> <p>Not ascertained 6.2%</p>	<p>20b. Which household members were present? (n=700)</p> <p>Universe: All CIRs</p> <p>Respondent only 64.5%</p> <p>Respondent and other HH members only 29.8%</p> <p>Other HH members only 5.7%</p>
<p><i>No comparable Condition 2 question.</i></p>	<p>21. Did you personally see an offender? (n=374)</p> <p>Universe: Respondent was present during the incident</p> <p>Yes 61.5%</p> <p>No 38.5%</p>
<p>PR3. Did the offender(s) have a weapon such as a gun or knife, or something to use as a weapon, such as a baseball bat, scissors, or a stick? (n=77)</p> <p>Universe: Respondent was present during the incident and the incident was not reported as Attack or Sexual Attack</p> <p>Yes 6.5%</p> <p>No 88.3%</p> <p>Not ascertained 5.2%</p>	<p>22. Did the offender have a weapon such as a gun or knife, or something to use as a weapon, such as a bottle or wrench? (n=374)</p> <p>Universe: Respondent was present during the incident</p> <p>Yes 14.4%</p> <p>No 50.0%</p> <p>DK 35.6%</p>

Table A12. Location CIR Module: Question wording, sample size, universe, and frequencies, Conditions 1 and 2

Condition 2	Condition 1
<p>CIR1A. Did this incident happen while you were living at your current address, or before you moved to this address? (n=211)</p> <p>Universe: Incidents reported by respondents who had lived at their current address for less than one year (Field Test reference period)</p> <p>While living at current address 42.6%</p> <p>Before moving to this address 47.4%</p> <p>Not ascertained 10.0%</p>	<p>11. Did the offender live here or have a right to be here, for instance, as a guest or a repair person? (n=216)</p> <p>Universe: "Yes" response or DK/REF to Q10a.</p> <p>Yes 31.9%</p> <p>No 59.7%</p> <p>DK 2.3%</p> <p>REF 6.0%</p>
<p>LO_1. Where was the vehicle when this happened? (n=291)</p> <p>Universe: Incidents involving a motor vehicle.</p> <p>On your property, such as your driveway or garage 48.8%</p> <p>{In your building's garage or parking lot} 3.8%</p> <p>In some other garage or parking lot 11.7%</p> <p>On the street near where you live 15.1%</p> <p>On the street but not near where you live 4.5%</p> <p>Somewhere else 8.6%</p>	<p><i>No comparable Condition 1 question.</i></p>
<p>LO_3. Where did {this/the} incident happen? (n=990)</p> <p>Universe: Incidents not involving a motor vehicle.</p> <p>Inside your home 14.0%</p> <p>{In a common area where you live, such as a stairwell, hallway, or storage area} 2.3%</p> <p>On your porch, lawn, garage, or other part of {your/your building's} property 36.7%</p> <p>Inside somewhere else where you were staying overnight or longer 2.0%</p> <p>{At your place of work} 10.6%</p> <p>{At school, on school property, or on a school bus} 2.8%</p> <p>{In a campus building such as a classroom or a lab} 0.0%</p> <p>Somewhere else 23.6%</p> <p>Not ascertained 7.9%</p>	<p>10a. Did this incident happen . . . (n=700)</p> <p>Universe: All incidents.</p> <p>In your own home or lodging 28.3%</p> <p>Near your own home or lodging 32.1%</p> <p>In or near a friend's/neighbor's/relative's home 3.9%</p> <p>At a commercial place 7.3%</p> <p>In a parking lot or garage 4.1%</p> <p>At school 2.4%</p> <p>In an open area, on the street, or on public transportation 9.1%</p> <p>Somewhere else 10.1%</p> <p>DK 0.6%</p> <p>REF 2.0%</p>

Table A12. Location CIR Module: Question wording, sample size, universe, and frequencies, Conditions 1 and 2 (continued)

Condition 2	Condition 1
<p><i>No comparable Condition 2 question.</i></p>	<p>10b. Where in your home or lodging did this incident happen? (n=198)</p> <p>Universe: Q10a = "In your own home or lodging."</p> <p>In own dwelling, own attached garage, or enclosed porch (Include illegal entry or attempted illegal entry of same) 88.4%</p> <p>In detached building on own property, such as detached garage, storage shed, etc. (Include illegal entry or attempted illegal entry of same) 11.1%</p> <p>In vacation home/second home (Include illegal entry or attempted illegal entry of same) 0.0%</p> <p>In hotel or motel room ^RESPONDENT_VICTIM was staying in (Include illegal entry or attempted entry) 0.5%</p>
<p><i>No comparable Condition 2 question.</i></p>	<p>10c. Where near your home or lodging did this incident happen? (n=225)</p> <p>Universe: Q10a = "Near your own home or lodging."</p> <p>Own yard, sidewalk, driveway, carport, unenclosed porch (Does not include apartment yards) 70.2%</p> <p>Apartment hall, storage area, laundry room (Does not include apartment parking lot/garage) 4.4%</p> <p>On street immediately adjacent to own home or lodging 24.0%</p> <p>DK 1.3%</p>
<p><i>No comparable Condition 2 question.</i></p>	<p>10c. Where at, in, or near a friend's/relative's/neighbor's home did this incident occur? (n=27)</p> <p>Universe: Q10a = "In or near a friend's/neighbor's/relative's home."</p> <p>At or in home or other building on their property 44.4%</p> <p>Yard, sidewalk, driveway, carport (Does not include apartment yards) 44.4%</p> <p>Apartment hall, storage area, laundry room (Does not include apartment parking lot/garage) 0.0%</p> <p>On street immediately adjacent to their home 7.4%</p> <p>DK 3.7%</p>

Table A12. Location CIR Module: Question wording, sample size, universe, and frequencies, Conditions 1 and 2 (continued)

Condition 2	Condition 1
<p>LO1_1. Did this happen in the city, town or village where you live (now)? (n=189)</p> <p>Universe: Break-in identified in screener or CIR2.</p> <p>Yes 53.1%</p> <p>No 33.5%</p> <p>Not ascertained 13.5%</p>	<p>7a. In what city, town, or village, did this incident occur? (n=700)</p> <p>Universe: All incidents.</p> <p>Outside U.S. 0.7%</p> <p>Not inside a city/town/village 1.0%</p> <p>SAME city/town/village 78.1%</p> <p>DIFFERENT city/town/village 17.4%</p> <p>Don't know 0.9%</p> <p>REF 1.9%</p>
<p>LO1_1a. Did this happen in the U.S. or in another country? (n=258)</p> <p>Universe: Did not happen at or near home or happened before at current address.</p> <p>U.S. 73.3%</p> <p>Another country 1.9%</p> <p>Not ascertained 24.8%</p>	<p><i>No comparable Condition 1 question.</i></p>
<p><i>No comparable Condition 2 question.</i></p>	<p>7b. (Please specify the city, town, or village, in which the incident occurred.) (n=122)</p> <p>Universe: Q7a = "DIFFERENT city/town/village"</p>
<p><i>No comparable Condition 2 question.</i></p>	<p>8a. In what state did it occur? (n=135)</p> <p>Universe: Q7a = "Not inside a city/town/village," "DIFFERENT city/town/village," DK, REF</p>
<p><i>No comparable Condition 2 question.</i></p>	<p>8b. In what county did it occur? (n=135)</p> <p>Universe: Q7a = "Not inside a city/town/village," "DIFFERENT city/town/village," DK, REF</p>
<p><i>No comparable Condition 2 question.</i></p>	<p>8c. Is this the same county and state as your present residence? (n=135)</p> <p>Universe: Q7a = "Not inside a city/town/village," "DIFFERENT city/town/village," DK, REF</p> <p>Yes 46.7%</p> <p>No 51.1%</p> <p>DK 2.2%</p>

Table A12. Location CIR Module: Question wording, sample size, universe, and frequencies, Conditions 1 and 2 (continued)

Condition 2	Condition 1
<p>LO1_1b. Did this incident occur on an American Indian Reservation or on American Indian Lands? (n=189)</p> <p>Universe: LO1_1a = "U.S."</p> <p>Yes 1.1%</p> <p>No 97.3%</p> <p>Not ascertained 1.6%</p>	<p>9. Did this incident occur on an American Indian Reservation or on American Indian Lands? (n=695)</p> <p>Universe: Q7a = "Not inside a city/town/village," "SAME city/town/village," "DIFFERENT city/town/village," DK</p> <p>Yes 0.7%</p> <p>No 97.1%</p> <p>DK 0.4%</p> <p>REF 1.7%</p>
<p>LO2. Which of the following BEST describes where this happened . . .? (n=301)</p> <p>Universe: Did not happen at home, school, or work.</p> <p>At, in, or near someone else's home 16.9%</p> <p>At a business, such as a store, restaurant, bar, or office building 26.3%</p> <p>At a public building, such as a hospital or library 4.3%</p> <p>In a parking lot or garage 8.6%</p> <p>In an open area, on the street, or on public transportation 21.3%</p> <p>Or somewhere else? (SPECIFY:) _____ 18.3%</p> <p>Not ascertained 4.3%</p>	<p><i>No comparable Condition 1 question.</i></p>
<p>LO_4. Did {this/the} incident occur when you were on the way to or from school? (n=8)</p> <p>Universe: Respondent is 12-18 or a student and incident did not happen at school or on campus.</p> <p>Yes 12.5%</p> <p>No 87.5%</p>	<p><i>No comparable Condition 1 question.</i></p>

Table A12. Location CIR Module: Question wording, sample size, universe, and frequencies, Conditions 1 and 2 (continued)

Condition 2	Condition 1
<p>LO_2e. At what type of a business did {this/the} incident happen? (n=79)</p> <p>Universe: LO2 = "Business."</p> <p>A restaurant, bar, nightclub 35.4%</p> <p>A bank 1.2%</p> <p>A gas station 15.2%</p> <p>A store or shopping mall 30.4%</p> <p>An office 3.8%</p> <p>A factory or warehouse 0.0%</p> <p>Other (specify) _____ 12.7%</p>	<p>10e. At what type of commercial place did this incident occur? (n=51)</p> <p>n=51</p> <p>Universe: Q10a = "At a commercial place."</p> <p>Inside restaurant, bar, nightclub 27.5%</p> <p>Inside bank 0.0%</p> <p>Inside gas station 9.8%</p> <p>Inside other commercial building, such as a store 51.0%</p> <p>Inside office 7.8%</p> <p>Inside factory or warehouse 3.9%</p>
<p><i>No comparable Condition 2 question.</i></p>	<p>10f. At what type of parking lot/garage did this incident occur? (n=29)</p> <p>Universe: Q10a = "Parking lot or garage."</p> <p>Commercial parking lot/garage 52.9%</p> <p>Noncommercial parking lot/garage 10.3%</p> <p>Apartment/townhouse parking lot/garage 34.5%</p>
<p>LO3. You said this happened at school. Did this happen inside a school building or somewhere else on school property {READ FOR FIRST INCIDENT. READ ONLY IF NEEDED FOR INCIDENTS 2+: such as a school parking area, play area, school bus, etc.}? (n=28)</p> <p>Universe: LO_3 = "At school, on school property, or on a school bus."</p> <p>Inside a school building 71.4%</p> <p>On school property outside the school building (school parking area, play area, school bus, etc.) 28.6%</p> <p>Other (specify) _____ 0.0%</p>	<p>10g. Where at school did this incident occur? (n=17)</p> <p>Universe: Q10a = "At school."</p> <p>Inside school building 52.9%</p> <p>On school property (school parking area, play area, school bus, etc.) 47.1%</p>
<p>LO4. Was it your school? (n=20)</p> <p>Universe: LO3 = "Inside a school building."</p> <p>Yes 95.0%</p> <p>No 5.0%</p>	<p><i>No comparable Condition 1 question.</i></p>

Table A12. Location CIR Module: Question wording, sample size, universe, and frequencies, Conditions 1 and 2 (continued)	
Condition 2	Condition 1
<i>No comparable Condition 2 question.</i>	<p>10h. In what type of open area, on street, or on public transportation did this incident occur? (n=64)</p> <p>Universe: Q10a = "In an open area, on the street, or on public transportation."</p> <p>In an apartment yard, field, playground (other than school) 15.6%</p> <p>On the street (other than immediately adjacent to own/friend's/relative's/neighbor's home) 81.3%</p> <p>On public transportation or in station (bus, train, plane, airport, depot, etc.) 3.1%</p>
<p>LO_5a. Did this happen on a college or university campus? (n=0)</p> <p>Universe: Respondent is a college student and the incident happened at or near home.</p> <p>Yes 0.0%</p> <p>No 0.0%</p>	<i>No comparable Condition 1 question.</i>
<p>LO_5. Where did this happen? (n=0)</p> <p>n=0</p> <p>Universe: LO_5a = "Yes."</p> <p>In or on the property of a residence hall or dorm 0.0%</p> <p>In or on the property of a fraternity or sorority house 0.0%</p> <p>In or on the property of other residential housing around the university 0.0%</p> <p>Somewhere else on campus 0.0%</p>	<i>No comparable Condition 1 question.</i>
<p>LO8. How far from home was it? (n=481)</p> <p>Universe: Incident did not happen at or near home.</p> <p>A mile or less 28.7%</p> <p>More than a mile up to five miles 28.1%</p> <p>More than 5 miles up to fifty miles 33.7%</p> <p>More than 50 miles 6.9%</p> <p>Not ascertained 2.7%</p>	<i>No comparable Condition 1 question.</i>

Appendix B

Recommended NCVS TOC Recodes and
Coding Logic following Instrument Redesign

Appendix B. Recommended NCVS type of crime (TOC) recodes, descriptions, and coding logic for redesigned NCVS

TOC recode	TOC description	Coding logic for post-Field Test redesigned questionnaire
01	Completed Rape	Unwanted vaginal sex (SA_1A = 1) or oral/anal sex (SA_1B=1) or other penetration (SA_1C=1) AND Physical force (SA_2A=1) or threat of physical force (SA_2B=1) or blacked out, etc. (SA_2C=1), or too drunk or high (SA_2D=1).

TOC recode	TOC description	Coding logic for post-Field Test redesigned questionnaire
02	Attempted Rape	<p>No TOC recode yet assigned AND Attempted unwanted vaginal sex (SA_3A=1) or oral/anal sex (SA_3B=1) or other penetration (SA_3C=1) AND SA_4B2 ne 1 <u>One of the following:</u> Physical force (SA_4A_a=1) OR Threat of harm (SA_4A_b=1) and threat was face-to-face (SA_4Ca1=1) OR Blacked out, etc. (SA_4A_c=1) OR Too drunk or high (SA_4A_d=1)</p>

TOC recode	TOC description	Coding logic for post-Field Test redesigned questionnaire
03	Completed Sexual Assault	No TOC recode yet assigned AND Unwanted sexual touching but not penetration (SA_1D=1) AND Physical force (SA_2A=1) or threat of physical force (SA_2B=1) or blacked out, etc. (SA_2C=1), or too drunk or high (SA_2D=1) or groping/grabbing (SA_2E=1).

TOC recode	TOC description	Coding logic for post-Field Test redesigned questionnaire
04	Attempted Sexual Assault	No TOC recode yet assigned AND Forcible attempt to touch, etc. (SA_4A_E=1)*+ OR Attempt to touch, etc., (SA_3D=1) and SA_4B2 ne 1 and <u>one of the following</u> : Physical force (SA_4A_a=1) OR Threat of harm (SA_4A_b=1) and threat was face-to-face (SA_4Ca1=1) OR Blacked out, etc. (SA_4A_c=1) OR Too drunk or high (SA_4A_d=1)
05	Completed Robbery with Injury from Serious Assault	No TOC recode yet assigned AND <u>One of the following</u> : Serious injury (A2b=1 or A2c_a=1 or any of CI2_1-CI2_7=1 or CI2_14=1 or PR6*=1 or PR7*=1 or any of PR11_1-PR11_7=1 or PR11_14=1) OR Minor injury (any of CI2_8-CI2_13=1 or CI2_15=1 or any of PR11_8-PR11_13=1 or PR11_15=1) and weapon present (A1=1 or PR3=1)+ OR Hospital stay overnight or longer (CI8=1) AND <u>One of the following</u> : Something was stolen (any of T2a_1 through T2a_18=1)+) OR MV Theft reported in screener (S_01B1=1) and Attempted MV Theft not reported in screener (S_01B2 NE 1) OR Theft of vehicle reported in CIR (MV1b=1)

TOC recode	TOC description	Coding logic for post-Field Test redesigned questionnaire
08	Attempted Robbery with Injury from Serious Assault	No TOC recode yet assigned AND <u>One of the following:</u> Serious injury (A2b=1 or A2c_a=1 or any of CI2_1-CI2_7=1 or CI2_14=1 or PR6*=1 or PR7*=1 or any of PR11_1-PR11_7=1 or PR11_14=1) OR Minor injury (any of CI2_8-CI2_13=1 or CI2_15=1 or any of PR11_8-PR11_13=1 or PR11_15=1) and weapon present (A1=1 or PR3=1)† OR Hospital stay overnight or longer (CI8=1) AND <u>One of the following:</u> Offender attempted to steal something (any of T2b_1* through T2b_18=1*)† OR Attempted MV Theft reported in screener (S_01B2=1) and MV Theft not reported in screener (S_01B1 NE 1) OR Offender did not actually steal vehicle CIR (MV1b NE 1)
11	Aggravated Assault Completed with Injury	No TOC recode yet assigned AND <u>One of the following:</u> Serious injury (A2b=1 or A2c_a=1 or any of CI2_1-CI2_7=1 or CI2_14=1 or PR6*=1 or PR7*=1 or any of PR11_1-PR11_7=1 or PR11_14=1) OR Minor injury (any of CI2_8-CI2_13=1 or CI2_15=1 or any of PR11_8-PR11_13=1 or PR11_15=1) and weapon present (A1=1 or PR3=1)† OR Hospital stay overnight or longer (CI8=1)
06	Completed Robbery with Injury from Minor Assault	No TOC recode yet assigned AND Minor injury (any of CI2_8-CI2_13=1 or CI2_15=1 or any of PR11_8-PR11_13=1 or PR11_15=1) AND <u>One of the following:</u> Something was stolen (any of T2a_1 through T2a_18=1)† OR MV Theft reported in screener (S_01B1=1) and Attempted MV Theft not reported in screener (S_01B2 NE 1) OR Theft of vehicle reported in CIR (MV1b=1)
09	Attempted Robbery with Injury from Minor Assault	No TOC recode yet assigned AND Minor injury (any of CI2_8-CI2_13=1 or CI2_15=1 or any of PR11_8-PR11_13=1 or PR11_15=1) AND <u>One of the following:</u> Offender attempted to steal something (any of T2b_1* through T2b_18*=1) OR Attempted MV Theft reported in screener (S_01B2=1) and MV Theft not reported in screener (S_01B1 NE 1) OR Offender did not actually steal vehicle (MV1b NE 1)

TOC recode	TOC description	Coding logic for post-Field Test redesigned questionnaire
14	Simple Assault Completed with Injury	No TOC recode yet assigned AND Minor injury (any of CI2_8-CI2_13=1 or CI2_15=1 or any of PR11_8-PR11_13=1 or PR11_15=1)
07	Completed Robbery without Injury	No TOC recode yet assigned AND <u>One of the following:</u> Shot at and missed or hit with gun [(A2b_b=1 or A2b_c=1) or (PR6_b*=1 or PR6_c*=1)] OR Tried to stab or cut (A2c_b=1 or PR8_b*=1) OR Attacked in any way (any of A9A through A9F=1) OR Attempted or threatened to attack in any way (any of A7A through A7H=1) AND <u>One of the following:</u> Something was stolen (any of T2a_1 through T2a_18=1)*+ OR MV Theft reported in screener (S_01B1=1) and Attempted MV Theft not reported in screener (S_01B2 NE 1) OR Theft of vehicle reported in CIR (MV1b=1)
10	Attempted Robbery without Injury	No TOC recode yet assigned AND <u>One of the following:</u> Shot at and missed or hit with gun [(A2b_b=1 or A2b_c=1) or (PR6_b*=1 or PR6_c*=1)] OR Tried to stab or cut (A2c_b=1 or PR8_b*=1) OR Attacked in any way (any of A9A through A9F=1) OR Attempted or threatened to attack in any way (any of A7A through A7H=1) AND <u>One of the following:</u> Offender attempted to steal something (any of T2b_1* through T2b_18*=1)+ OR Offender was actually trying to steal vehicle (MV1b* = 1)+
12	Attempted Aggravated Assault with Weapon	No TOC recode yet assigned AND Weapon present (A1=1 or PR3*=1) AND <u>One of the following:</u> Shot at and missed or hit with gun [(A2b_b=1 or A2b_c=1) or (PR6_b*=1 or PR6_c*=1)] OR Tried to stab or cut (A2c_b=1 or PR8_b*=1) OR Attacked in any way (any of A9A through A9F=1) OR Attempted or threatened to attack in any way (any of A7A through A7H=1)

TOC recode	TOC description	Coding logic for post-Field Test redesigned questionnaire
13	Threatened Assault with Weapon	No TOC recode yet assigned AND Weapon present (A1=1 or PR3 =1)
17	Assault without Weapon without Injury	No TOC recode yet assigned AND <u>One of the following:</u> Attacked in any way (any of A9A through A9F=1) OR Attempted or threatened to attack without a weapon in any way (any of A7D through A7H=1)
18	Verbal Threat of Rape	No TOC recode yet assigned AND Threat of rape (SA_3E=1) AND <u>One of the following:</u> Physical force (SA_4A_a=1) OR Threat of harm (SA_4A_b=1) and threat was likely to be carried out (SA_4C=1 or 2) and threat was face-to-face (SA_4Ca1=1) OR Blacked out, etc. (SA_4A_c=1)
19	Verbal Threat of Sexual Assault	No TOC recode yet assigned AND Threat of touching/kissing sexual body parts (SA_3F=1) AND <u>One of the following:</u> Physical force (SA_4A_a=1) OR Threat of harm (SA_4A_b=1) and threat was likely to be carried out (SA_4C=1 or 2) and threat was face-to-face (SA_4Ca1=1) OR Blacked out, etc. (SA_4A_c=1)
20	Verbal Threat of Assault	No TOC recode yet assigned AND Threat reported in screener made in person (A8=1) or only action was “saying they would attack or kill you” (A7_1=1)
24	Completed Personal Theft †	No TOC recode yet assigned AND Something was stolen (any of T2a_1 through T2a_18=1) AND Stolen item was on victim’s person (T5=1)
26	Attempted Personal Theft	No TOC recode yet assigned AND Offender tried to steal something (Any of T2b_1 through T2b_18=1)* AND Item was on victim’s person (T5=1 or T6=1)

TOC recode	TOC description	Coding logic for post-Field Test redesigned questionnaire
31	Completed Burglary, Forcible Entry	No TOC recode yet assigned AND Offender actually got inside (BI2=1) AND Evidence of forced entry (BI3=1) AND Offender did not have a right to be there (BI1_A=2)*†
32	Attempted Forcible Entry	No TOC recode yet assigned AND Evidence of forced entry (BI3=1) AND Offender did not have a right to be there (BI1_A=2)*†
33	Completed Burglary, Unlawful Entry Without Force	No TOC recode yet assigned AND Offender actually got inside (BI2=1) AND Offender did not have a right to be there (BI1_A=2)*†
40	Completed Motor Vehicle Theft	No TOC recode yet assigned AND <u>One of the following:</u> MV Theft reported in screener (S_01B1=1) and Attempted MV Theft not reported in screener (S_01B2 NE 1) OR Theft of vehicle reported in CIR (MV1b=1) AND Vehicle owned by a HH member [MV2a in (1-3)] AND Offender did not have permission to use vehicle (MV3=2) or offender with permission to use vehicle did not return it (MV4=2)
41	Attempted Motor Vehicle Theft	No TOC recode yet assigned AND Respondent believed the offender was trying to steal the vehicle (MV1B1=1)*† AND Vehicle owned by a HH member [MV2a in (1-3)]
58†	Completed Household Larceny†	No TOC recode yet assigned AND Something stolen (any of T2a_1 through T2a_18=1)*† AND Stolen item belonged to respondent and/or another HH member [T4 in (1-3)]
59†	Attempted Household Larceny†	No TOC recode yet assigned AND Offender tried to steal something (any of T2b_1* through T2b_18*=1)+ AND Item belonged to respondent and/or another HH member [T4 in (1-3)]
60	Vandalism	No TOC recode yet assigned AND Property was damaged or destroyed (V1) or an animal was injured or killed (S_05A2)+ AND The property or animal(s) belonged to a HH member (V1A)*† AND The respondent believes that the damage was intentional (V5)*†

TOC recode	TOC description	Coding logic for post-Field Test redesigned questionnaire
(91)	Coerced Penetration	No TOC recode yet assigned AND Unwanted vaginal sex (SA_1A=1) or oral/anal sex (SA_1B=1) or other penetration (SA_1C=1) AND Offender used pressure (SA_2F=1)
(92)	Coerced Sexual Contact	No TOC recode yet assigned AND Unwanted sexual touching but not penetration (SA_1D=1) AND Offender used pressure (SA_2F=1)

* Recommended new or revised question post-Field Test

† Change from Field Test TOC specification.